

THE NEWSLETTER THAT FOCUSES ON PHOTOGRAPHERS IN THE FOOTHILLS

PLACER COLOR



PLACER COLOR

The President's Corner

The meeting this month is April 18th, 6:30 pm at the Auburn library.

At our April meeting, we will have projected Image Critiques. Dean Taylor will critique our photos. Send your 3 images to placercameraclub@gmail.com before April 18th.

This month's Theme for the Theme category is Bottles. All the other categories remain the same. In May, we will have Theme Night. This is where we submit one image each and discuss our images as a group. The Theme will be Leading Lines.

In June we will have Print Image Critiques. Our webmaster Dennis Morgan has done quite a bit of upgrading to our website and he has more work planned. Check it out at <http://placercameraclub.org/> Our refreshment committee is Judy Hooper and Ardath Winterowd. We will need club members to bring goodies for our meetings. There is a signup sheet for this purpose. See one of the committee members.

The club has a Facebook group page:
<https://www.facebook.com/groups/922657154461718/>

Mike Schumacher
President Placer Camera Club



Featured This Month

- President's Corner
- File Naming for Image Critiques
- Equipment For Sale
- Ananda Photo Shoot
- Bear Valley, Still Wild & Beautiful
- Bloomtastic Maple Rock Gardens
- Don't Wait, Go Now...
- Wimberley H-200 Ver 2 Gimbal Head

Come To The Next PCC Meeting



The Placer Camera Club meets the third Tuesday of each month except August.

The meetings are held in the Beecher Room of the Placer County Library. 350 Nevada Street, Auburn, Ca.

Visitors are always welcome.

The meeting starts at 6:30 PM.

**The Next PCC Meeting
will be on Tuesday April 18th**

"SEE YOU THERE"



PLACER COLOR

GEAR FOR SALE



D7100 DX

Submitted by Joe Balestrini

I AM NIKON

Nikon D7100 DX camera - \$525

9800 Shutter Actuations.
Includes Battery and
Charger, USB cable, Strap,
Users manual, Software
Original Box and Packaging.
2.5 years old - about 9,800
cycles
(designed for 150,000+
cycles). **Body only.**



**Tamron 18-270mm
F3.5-6.3 Di II VC
PZD DX Lens
Asking \$225.00
TAMRON**



**Tokina 12-28mm
f/4 AT-X12 Pro
DX zoom lens.
Comes with
caps, hood, box
and packaging.
Asking \$250**

**Wide Angle DX Pro
Tokina**

**Text or call Joe
at 916-837-9454
for info or**



ANANDA GARDENS



Jack and I made the trek to Ananda Gardens on Tuesday April 4th. We got there early and the attendant let us in. We had the whole place pretty much to ourselves for about an hour. It started out on the overcast side. It was great for taking photos but the sky was pretty flat. Just before we left the sun came out and we got a couple shots with a blue sky.

We were a few weeks early into the season. The gardener told us there were lots more blooms to come. But all in all it was still beautiful and the weather was perfect.



A GREAT PHOTO OPP!

FILE NAMING FOR IMAGE CRITIQUES

File naming for Image Critiques.

Our webmaster (and me too) need your help.

This concerns file naming if you want the images that you submit for Critique sessions to be posted on our club website.

Currently we post images with a score of 11 or 12.

Our webmaster (Dennis Morgan) uses a program that looks at the naming of your image file and changes that to a properly formatted Title **and** Author for your image that will be displayed on our website.

Unless we have some standards, it is hard for this program to 'figure' out the Title and Maker of the image.

This is where our webmaster must manually correct the information to make it display correctly on our website.

This is what we need:

Only 2 dashes in the name used to separate the Category-Title-Maker

Example:

If I am submitting an image of a Hawk in Wild Nature it would be titled as follows:

Wn-Hawk-Mike Schumacher

Notice, only 2 dashes.

Also, please spell out your full name, no initials and a space between first and last name.

Category Abbreviations –

Open – Op

Travel – Tr

Altered Reality – Ar

Wild Nature – Wn

Domestic Nature – Dn

People – Pe

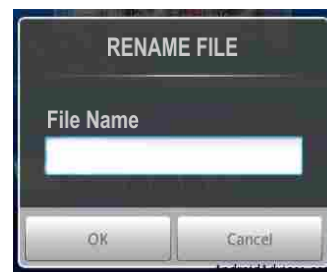
Landscape – La

Photo Journalism – Pj

Theme – Th

More detailed information regarding critique submissions can be found on the club's website here:

<http://placercameraclub.org/photo-critiques.html>



Bear Valley, Still Wild and Beautiful

Jim & Shirley White

There is still snow on Snow Mountain, this April of 2017. And in the big valley below, and a little to the south-east, is a little bit of "old California" we call Bear Valley. Bear Valley is a bit of "old time" California, with real cowboys who still drive cattle, elk up under the beautiful oaks, sparing for a mate, and flowered pastel scenery only to be found in California's coastal mountains. Bear Valley, in Colusa County, truly an outdoor photographer's paradise.

We have photographed deer, elk, wild pigs, river otter, eagles, hawks and once in a while, cowboys moving or working on their cows. We have also photographed a special kind of flowered landscapes found only in the California coastal mountains. We have been there many times over the past 50 plus years, and still find new views from many of the old locations used before, because it is somehow always different. If we never took a picture, we would still go back, just to see those sights again. Bear Valley, Colusa County's pride and joy, is always an adventure. Bear Valley with a camera, now that is really an outdoor photographer's adventure.

From Colusa go west on highway 20, cross over I 5 and go up into the mountains, past all the flowering redbud, and just past the Capay Valley road 16 which come in from the left, take the first dirt road to the right, and have a great day photographing California's Gold.



River Otter along Bear Creek along Bear Valley.



Cattle loading chute in Bear Valley.



California Poppies Along Bear Valley Rd.



Bear Valley, Still Wild and Beautiful

Continued



Bear Valley ranch cowboy moving cows.

Bloomtastic at Maple Rock Gardens

Jim Cormier

HIGH-HAND NURSERY PRESENTS

BLOOMTASTIC

AT MAPLE ROCK GARDENS

Saturday, May 13th
9am to 3pm

LIVE MUSIC • EAT • DRINK

Come Explore One of Northern California's
Most Beautiful Gardens



For Tickets
& Information
www.highhand.com
Tickets are \$10

ADMIT
★ ONE ★

Tickets On Sale Now!



PLACER COLOR

Don't Wait, Go Now...

Bruce Gregory

It's Spring & we're in the middle of wildflower season. We hear of an old favored spot showing color or even a renowned spot we haven't tried yet. Life gets busy and we put off going out. Before you know it the flowers are past prime or gone. If you don't know spots ask around, someone will be willing to share or have suggestions. This region has two well known spots a couple of hours away; Bear Valley Rd in Western Colusa Co. off Highway 20, west of Williams on I5, and Table Mountain near Oroville, or North Table Mountain Ecological Reserve as it's known on the internet. [North Table Mountain Ecological Reserve](#)

Recently I had occasion to photo the same area twice with 12 days between visits. What a difference 12 days made. Below are pairs of almost the same shot made 12 days apart. Flowers fade fast. The photos were made on Garden Highway and in Nicholas West of Hwy 99. The boat photo actually improved because of higher water levels after some rain. The boat is on Garden Highway just South of W. Riego Rd.




Golden Highway Nicholas Trees




Golden Highway Nicholas Trees & Mustard




Golden Highway Flattop Orchard



Golden Highway Flattop Orchard 12 Days Later.




Golden Highway Nicholas Beached Paddlewheel



One more photo next page. ➡

Page 6

Bruce Gregory



The map displays the North Tahoe Mountain Ecological Reserve, which is highlighted in yellow. It is situated near the North Tahoe Mountain Ecological Reserve and the Lake Orestes State Recreation Area. The map also shows Lake Orestes and the Orestes Aqueduct. A scale bar indicates distances up to 10 miles, and a north arrow is present. An inset map of California shows the location of the study area in the northern part of the state.

Jim Cormier

wimberley
www.tripodhead.com

I started browsing the Internet looking for a Tripod Gimbal that would allow me the stability to capture great shots with my Nikon D800 and Sigma 150-600 lens. I will admit that this Wimberley WH-200 Ver 2 Gimbal Head is not cheap coming in at \$595 but you won't find a better built gimbal anywhere.

I will be shooting a Softball tournament this coming weekend and look forward to coming away with some awesome stable shots."The Wimberley Head provides unparalleled freedom of movement when working with large telephoto lenses..."



"The Wimberley Head provides unparalleled freedom of movement when working with large telephoto lenses..."

PLACER COLOR

From Your Newsletter Editor



All PCC members if you haven't contributed to the **PCC Newsletter** now is a good time to do it. Let us hear from you. I need material submitted to me in order to produce a quality newsletter.

I would like your feedback on the new PCC Newsletter layout. I thought it was time for a change. Drop me an [e-mail](#).



When you submit an article for the PCC Newsletter please try to keep it at 150 words in length and if you have photos that accompany your article please try and send no more than three photos. If your article warrants more than three photos to maintain the impact I can make exceptions on a case-by-case basis. Please put "PCC Newsletter" in the subject field when you make your submissions.

Jim Cormier
Your PCC Newsletter Editor

Our Members Websites

Jim Cormier	http://www.squareonegraphics.com
Jim Bennett	http://www.youtube.com/user/lookydude
Bill Stenwick	http://bill-stenwick.smugmug.com/
Sande Parker	http://windsongphotographytoday.com
David Keyes	http://davekeyesphotography.com
Mike Schumacher	http://morningstarimages.com
Truman Holtzclaw	http://www.abiphotos.com/
Ardath Winterowd	https://www.flickr.com/photos/ardathsartisticenterprises/
Ron Parker	http://www.photographybyronparker.com/
Rod Bonser	http://tinyurl.com/rods-photo-sets
Sue Barthelow	http://www.suebarthelow.com/
Tony & Kristi Middleton	http://tony-and-kristi-middleton.artistwebsites.com/
Barry Walton	http://www.barrywaltonphoto.com/
Carol Smith	http://infocusdaily.com/
Steve Aldridge	http://www.stevealdridgephoto.com/
David Howland Potter Photography	http://www.davidhowlandpotter.com/
Marc Kessman	http://www.mellowtoxin.com
Jim & Shirley's Blog	http://www.padhorski.blogspot.com/
Bruce Gregory	https://www.flickr.com/photos/17178767@N05/with/13636856793
Dennis Morgan	http://www.morgansphotos.net
Jack Bachelder	http://www.deathvalleyjacksphotography.com/
Don Goldman	astrodonimaging.com/gallery
Tony Hallas	astrophoto.com
Jerry Braunstein	http://jerryandannalee.blogspot.com/
Jeannie O'Brien	www.jeannieobrianphoto.com/
Mac Henderson	http://machenderson.zenfolio.com/
Ron Nabity Photos	http://www.nabityphotos.com/

PCC Board Members



President	Mike Schumacher
Vice Pres.	Dick Bosworth
Secretary	Liz Staats
Treasurer	Mary Nunes
Member at Large	Judy Hooper

Committees

Web Master Dennis Morgan

Publicity Sue Barthelow

Education Committee Mike Schumacher

Equipment Mike Schumacher, Richard Myren

Judge Selection

Bruce Gregory

Mike Schumacher

Image Critique Data

Judy Hooper, Liz Staats

Placer Color Newsletter Editor

Jim Cormier

Annual Awards

Debbie Cabrera

Refreshment Coordinator

Judy Hooper

Ardath Winterowd

Greeters & Badges

Jim Bennett

Visit our website

www.placercameraclub.org

Placer Color Newsletter Editor

Jim Cormier

916-409-5237

jim@squareonegraphics.com

We have a great selection of
Tutorials on our website...

Huey Monitor Calibration

The club has a Huey Monitor Calibration System
for use by the members.

TO CHECK IT OUT

Contact Judy Hooper • [530-888-8308](tel:530-888-8308)

Members who contributed articles
and photographs for this months

PCC newsletter.

Mike Schumacher

Jim Cormier

Joe Balestrini

Bruce Gregory

Jim White

Jim Cormier

