



PLACER CAMERA CLUB

FEATURED THIS MONTH

- Presidents Corner
- Coach Maintenance Yard
- Colusa Waterfowl Photography
- NEW PCC Web Site
- International Camera Movement Abstract
- Renwick Gallery
- Back Up your data



THE NEWSLETTER THAT FOCUSES ON PHOTOGRAPHERS IN THE FOOTHILLS

PLACER COLOR

The Placer Camera Club meets the third Tuesday of each month except August in the Beecher Room of the Auburn Placer County Library, 350 Nevada Street, Auburn CA. Visitors are always welcome. The meetings start at 6:30 PM.

The President's Corner

This month we have Slide Shows. Your slide show can be 4 minutes long and it should be a connected theme. Your slide show can be as plain or as fancy as you want. If you do not have a slide show program just put your images into a folder and I will show them. If you do have a slide show program export in HD format using either AVI or MP4. If you use Pro Show, exe files will not support HD. Our new projector's resolution is 1920 horizontally.



This month is our annual Christmas Party. Bring some Christmas treats to share if you want.


This month we have something different for our Christmas Party. Tony Hallas will play Flamenco/Classical guitar for us. Tony is quite good and this will fit in the spirit of our Christmas get together. January will be our regular Projected Image Critiques. The new resolution for submitted images can be up to 1920 horizontally.

The club now has a Facebook page. Check it out at <https://www.facebook.com/groups/922657154461718/> or just search for Placer Camera Club.

This coming year we hope to have more short presentations on photography related subjects. If you have an idea for one and would like to present it (15 – 20 minutes) let me know.

Our refreshment committee is Judy Hooper and Jim Gamble. We will need club members to bring goodies for our meetings. There is a sign up sheet for this purpose. See one of the committee members.

Mike Schumacher



Merry Christmas




Coach Maintenance Yard – Williams Ca

Viewpoint Gallery in Sacramento recently had a field trip to the Coach Maintenance Yard in Williams Ca. If you like rust, and old buses and trucks you will like this place. It is about 4 acres of old buses and trucks in all states of decay, a photographer's paradise. It is located on Husted Rd in Williams just ¼ mile off of Interstate 5. I was told that the owner (Ted) will allow photography as long as you contact him and make arrangements ahead of time. This is the link to the web page: <http://www.coachmaintenance.com/>. Rust, metal, graffiti, and acres of old things, lots of good images to be had!

Mike



Rusted Vent



Graffiti



Bus Interior



Truck Headlight

Colusa Wildlife Refuge Snow Geese

On Saturday the 5th Colusa Wildlife Refuge had hundreds of Snow Geese. They are back in the area so go and see and photo them!



Image from Internet



Interested in waterfowl and other wildlife photography? Grab your camera and at least a 200mm lens and head for the Sacramento Delta. It is now loaded with waterfowl and they are easy to find. We shoot the Woodridge Rd. Sandhill Crane refuge near Lodi, Staten Island and the Cosumnes River Wildlife Area near Walnut Grove. Now is the time to go since all of these areas are loaded with birds.

Last Sat. Dec. 5th we started out on Woodbridge Rd. and prospects were poor. Few cranes were seen, but by parking and watching a few cranes for 15 minutes or so we were able to get a number of usable shots of other cranes landing in the group. Shoot from the car if you can. All wildlife will spook if you jump out of the car to shoot. Wear dark or muted colors since all waterfowl will spook at any bright colors including white.

Keep an eye out for other wildlife. We shot this coyote and his mate as they crossed Woodbridge road on our way in. Raccoons and River Otters are common and make great wildlife shots.

There is plenty of directions and information on the web. So get down there while the birds are there. The birds start leaving for the north by the middle of February, so don't wait too long.



Sandhills at play.



Dennis Morgan
PCC Web Master



If you haven't had a chance to check out the Newly re-designed Placer Camera Club web site now is the time to do so.

PCC member has stepped up and taken over the design and maintenance of the Placer Camera Club web site. Being a web designer myself I know first hand how much time and effort goes into maintaining a web site. Keeping it constantly changing and up to date is a challenge.



Be sure to e-mail your praise and comments to [Dennis](mailto:Dennis@placercameraclub.org) so he can continue to build a web site through your suggestions that will represent the Placer Camera Club in a professional manner.


Also many thanks to Sue Barthelow for all the years she has dedicated her time maintaining the PCC web site..

Lately I've been experimenting with camera movement during exposure. Sometimes it takes several attempts to produce a pleasing image, when it happens it can be a very intriguing take on the image. The technique is simple, set your shutter speed and f-stop to produce a low shutter speed, perhaps around an 1/8th of a second or slower. You may have to lower your ISO setting on a bright day, or using a Neutral Density filter also works. There's not just one way, just get the shutter speed to be very slow.

As the camera is exposing you move the camera to produce a blur. The variety of movement is endless, vary the direction and speed to vary the result. I like following some dominant line in the image. Vertical, horizontal, circular, wiggling/shaking, hesitant, back & forth, & diagonal motions have all worked.

When I process the images I look for clear colors and shapes that seem to go together with some kind of appeal. The subject doesn't matter, they can be done just about anywhere with any subject matter. The attached images were taken in a city, a couple of forests, and a vehicle salvage yard..

Have fun... don't be afraid of the results, there's always the delete key for unsuccessful images. These certainly would work in our Altered Reality category to diversify your entries. Not everything has to be changed in Photoshop to alter reality, in camera works too.



Chicago River Sweep




Tail Lights



Passing America




Fall Color Movement



Fall Color Movement 1



Fall Color Movement 2



Chicago Highrise



Rising

The Renwick is our favorite Washington, DC museum because of its excellent collection and smaller size. The house that is now the gallery was built for William Corcoran by the architect James Renwick. When Corcoran's collection exceeded the floor space, he opened the Corcoran Gallery of Art. The Corcoran is now closed, and those pieces are at the National Gallery of Art (to the disappointment of the Renwick).


We can see both floors of the Renwick and not suffer from "museum fatigue." It is the American craft museum. American artists qualify by being born here, moving here or working here. However you define it, all the artists are outstanding. The gallery has been closed for remodeling for the last two years and, now that it is reopened, we were eager to visit again.

According to the exhibit's curator: "The idea of wonder--that moment of awe in the face of something new that transports us beyond the everyday--is inherent in the experience of art."

The only downside of this visit was that the art we loved to see on earlier visits is now in storage replaced by some amazing new installations. Enjoy your virtual "visit."



These towers are made by Tara Donovan from millions of plastic cards supported by a steel frame.



This Greek slave is a protest against slavery in the 1800. It is a 3D print which was made by creating a digital scan from a plaster cast of a marble statue.






Image from the Internet



These were made from twigs by Patrick Daugherty. His installations are frequently outdoors and left to return to the earth from which they grew.




This hemlock tree by John Grade will be taken back to its origins east of Seattle when the exhibit is finished to decay.






This installation by Janet Echelman, suspended from the ceiling, changed colors as time passed. It filled the room.



Another installation by Gabriel Dawe consisted of multi-colored threads running floor to the high ceiling. They appeared as rainbows whenever you looked at them but particularly when you were



● Documents

● Address Book

● PCC Newsletters

● E-mail Archives

● Web Sites

● Music

● Client Files

● Tax Files

● Photos

ACS DATA RECOVERY
hard drive data recovery services

Specializing in Data Recovery and Cloning Services
Desktops / Laptops / Servers / Portable Devices
All Operating Systems
All Hard Drive Makes and Models
Complete Confidentiality

Greg T. Duffield
1005 Marlandwood Road,
Suite 117
Temple, TX 76502
Local: 254-774-8282
Toll Free: 1-877-646-0546
greg@acsdata.com
www.acsdata.com

Maxtor Seagate iomega SAMSUNG
WD Western Digital FUJITSU IBM TOSHIBA
Quantum

Well the inevitable finally happened. Two weeks ago I turned on my computer and got a message “USB device not found”. I quickly realized that my main external Seagate 4TB Hard Drive was no longer recognizable in Windows Explorer.

I had this drive backing up to another drive but when I went to try and restore the drive I found that the Seagate Dashboard Backup did not back up properly. The bottom line is that I lost everything. Or so I thought.

After careful research I found a company in Texas who specialized in Data Recovery. I shipped the hard drive out to them via UPS and within a week I got a call from them that they were able to recover all of my data off the failed drive. This good news came at a price. Sixteen hundred dollars to be exact. This cost included recovering the 4TBs of data, mirroring it onto a new 4TB drive and shipping it back to me UPS.

Believe me I have learned my lesson and I will be backing up my data to multiple places from now on.

Are you backing up your data???

PCC Members Websites

We are starting a list of Placer Camera Club member websites. I am gathering a list of member websites and will email the list out as soon as it is ready. When the list is complete we will link to member websites from the Placer Camera Club website. If you would like your website or blog to be included send the website to me at radioman@sebastiancorp.net. If you can, put a link from your website to the Placer Camera Club website. This is what I have so far:

Jim Cormier	http://www.squareonegraphics.com/
Jim Bennett	http://www.youtube.com/user/lookydude
Bill Stenwick	http://bill-stenwick.smugmug.com/
Sande Parker	http://windsongphotographytoday.com
David Keyes	http://davekeyesphotography.com
Robbin Maloney	http://robbinmaloneyphotography.com
Mike Schumacher	http://morningstarimages.com
Truman Holtzclaw	http://www.abiphotos.com/
Walt Carnahan	http://www.sierrafoothillsaudubon.com/
Ardath Winterowd	http://flic.kr/s/aHsjyv86dM
Ron Parker	http://www.photographybyronparker.com/
Rod Bonser	http://tinyurl.com/rods-photo-sets
Sue Barthelow	http://www.suebarthelow.com/
Tony & Kristi Middleton	http://tony-and-kristi-middleton.artistwebsites.com/
Barry Walton	http://www.barrywaltonphoto.com/
Carol Smith	http://infocusdaily.com/
Steve Aldridge	http://www.stevealdridgephoto.com/
David Howland Potter Photography	http://www.davidhowlandpotter.com/
Marc Kessman	http://www.mellowtoxin.com
Jim & Shirley's Blog	http://www.padhorski.blogspot.com/
Bruce Gregory	https://www.flickr.com/photos/17178767@N05/with/13636856793
Dennis Morgan	http://www.morgansphotos.net



From Your Editor.



I want to take this opportunity to wish each and every member of the Placer Camera Club and their families a very Merry Christmas.

I appreciate all your submissions to the PCC Newsletter over the past year. It is your submissions that make the newsletter what it is. I look forward to another year as your newsletter editor.



When you submit an article for the PCC Newsletter please try to keep it at 150 words in length and if you have photos that accompany your article please try and send no more than three photos. If your article warrants more than three photos to maintain the impact I can make exceptions on a case-by-case basis. Please put "PCC Newsletter" in the subject field when you make your submissions.

Jim Cormier
Your PCC Newsletter Editor

Board Members

President	Mike Schumacher
Vice Pres.	Dick Bosworth
Secretary	Liz Staats
Treasurer	Mary Nunes
Member at Large	Judy Hooper

Committees

Webpage & Publicity

Sue Barthelow

Education Committee

Tony Middleton

Equipment

Mike Schumacher

Richard Myren

Judge Selection

Bruce Gregory

Mike Schumacher

Image Evaluation Data

Judy Hooper, Tony Middleton

Placer Color Newsletter Editor

Jim Cormier

Annual Awards

Debbie Cabrera

Refreshment Coordinator

Judy Hooper, Ardath Winterowd

Greeters & Badges

Jim Bennett

Visit our website

www.placercameraclub.org

Placer Color Newsletter Editor

Jim Cormier

916-409-5237

jim@squareonegraphics.com

We have a great selection of
Tutorials on our website...

Huey Monitor Calibration

The club has a Huey Monitor Calibration System
for use by the members.

TO CHECK IT OUT

Contact Mike Schumacher • 530-367-4505

Members who contributed articles
and photographs for this months
PCC newsletter.

Mike Schumacher

Jim Cormier

Bruce Gregory

Jim White

Jerrold Braunstein

