

THE NEWSLETTER THAT FOCUSES ON PHOTOGRAPHERS IN THE FOOTHILLS

PLACER COLOR

The President's Corner

The meeting this month is December 19th, 6:30 pm at the Auburn library.

December is our annual Christmas meeting. Bring some Christmas goodies to share with the group. Also, we will have member slide shows. Your slide show can be up to 4 minutes and should be a connected theme. Bring your slide show to the meeting on a flash drive or CD.

Also, this month, we will have Theme Night. Members submit one image and we discuss them as a group. The Theme is 'Lights'. Send your one image to placercameraclub@gmail.com

Ron Nabity will give a short presentation on his photography, it should be very interesting. We have been asked by the library to put the chairs against the wall when we are done with the meeting. If you can help us do this, it would be appreciated. Club dues are now due, \$25 for single membership and \$40 for couples. See our treasurer Mary Nunes at the meeting.

Our webmaster Dennis Morgan has done quite a bit of upgrading to our website and he has more work planned. Check it out at <http://placercameraclub.org/> Our refreshment committee is Ardath Winterowd. If you would volunteer to help Ardath setup at the meeting it would be greatly appreciated. We will need club members to bring goodies for our meetings. There is a signup sheet for this purpose. See one of the committee members.

The club has a Facebook group page:
<https://www.facebook.com/groups/922657154461718/>

Mike Schumacher
President Placer Camera Club



Fellow Placer Camera Club members I have been publishing the Placer Color Newsletter for almost five years now. I have informed Mike that I am going to be stepping down as the Newsletter editor.

So now it is up to the members to have someone come forward to take over the editor position. I have done my best to provide an interesting and informative publication while I have been editor and I hope someone will step up and continue publishing the PCC Newsletter.

The biggest concern I have is that if no one comes forward and assumes the editor position that the Placer Color newsletter will cease to exist.

So please give this issue some serious thought and we will discuss this at the first meeting after Christmas.

Jim Cormier
Editor Placer Color Newsletter

PLACER COLOR

Equipment For Sale

I have a small travel tripod GTL9242B-S2 Tripod With MH7503-630 Ballhead and a Promaster 3508 BS-08 Professional Ball Head for sale.

Asking **\$40** for **Giottos tripod** and **\$30** for **Promaster Head**.

I purchased these items on vacation several years ago and never used them.

Contact Leonard James
E-mail: ljames704@gmail.com



Brenda Tharp Blog Submitted by Bruce Gregory

Recently I saw Brenda Tharp at a photo seminar. I've been following her blog which comes out about once a week. She presents simple & informative topics. Some of it, of course, is self promotional but the accompanying images are interesting. It doesn't take too much time to see what she's offering with each installment. *If you like what you see there's a signup part way down the page on the right.*

[Break it up-the pattern, that is | Brenda Tharp Photography | Web Journal](#)



Featured This Month

- **President's Corner**
- **Looking for PCC Newsletter Editor**
- **For Sale**
- **What I Have Learned**
- **Secret Photo Locations**
- **Brenda Thorp Blog**



Come To The Next PCC Meeting



The Placer Camera Club meets the third Tuesday of each month except August.

The meetings are held in the Beecher Room of the Placer County Library. 350 Nevada Street, Auburn, Ca.

Visitors are always welcome.

The meeting starts at 6:30 PM.

**The Next PCC Meeting
will be on Tuesday December 19, 2017.**

“SEE YOU THERE”



What I have Learned Since Joining PCC

Dennis Morgan

I joined the club in March of 2015. I still consider myself a “newbie” compared to many of the long time members of this club. I haven't had a chance to focus on improving my photographic skills until I retired in 2013, but I have been a long time enthusiast of photography since I owned my first camera, a Brownie (if you don't know what camera this is, you are younger than me). My 1st digital camera was a 1.3 MP model.

So, what I've learned:

1. If you wish to take good photos, take a lot of photos; some will be good, others, not so much.
2. Focus is very important, especially if you are shooting a wildlife subject. The eye of the subject must always be sharp.
3. You may take a very good photo, but if it is not cropped perfectly, it will be less than perfect. **This is probably one of the most important things I've learned.**
4. If your background sky is too light, or just boring (pure blue, or grey monotone clouds it lessens the impact of your photo.) This can be addressed to some degree in post processing.
5. Depth of field is very important. If you are focused on a single subject, in most cases, the background should be out of focus; set your f-stop appropriately. Also, a bright and/or complex background will detract from the primary subject.
6. When taking a shot, try different positions or angles on the subject. Move left, right, up, down, until you achieve the best composition including subject and background.
7. Get used to using aperture, shutter, and manual modes of your camera and the reasons why each mode may be the best to use in a given situation.
8. To some degree, a perfect shot is a mix of applying your skillset, good luck, being in the right place at the right time, or just spending a lot of time in a given location waiting for the right moment. In some cases, this takes patience, perseverance, and planning (for the right time of day and lighting).
9. Post processing is an art which must be practiced and improved on a regular basis.
10. Don't be afraid to have your photos critiqued by experienced photographers. You will learn something new almost every time and this will improve your photography skillset.
11. To improve your photographic skills, expend energy in this pursuit. Do whatever it takes, including asking the advice of fellow photographers, participating in photo critiques (of your own photos, or listening to critiques of others photos), taking online classes, etc. Last but not least, keep on taking photos and experiment with different photo composition styles.
12. I have a lot more to learn.



NANPA National Event

By Leonard James

A promotional poster for the Lake Hodges Southern California event. The main image shows two swans in a lake, with the text "Lake Hodges Southern California" and "January 11-14, 2018" overlaid. To the right is a smaller image of a sunset over water. At the bottom, a black banner contains the text "NANPA Regional Event - Lake Hodges, CA" and "2018 NANPA Regional Event" in white.


Lake Hodges
Southern California
January 11-14, 2018

NANPA Regional Event - Lake Hodges, CA
2018 NANPA Regional Event

January 11, 2018 - January 14, 2018
(last day to register is December 28)

POLARR PHOTO EDITING SOFTWARE

By Jim Cormier

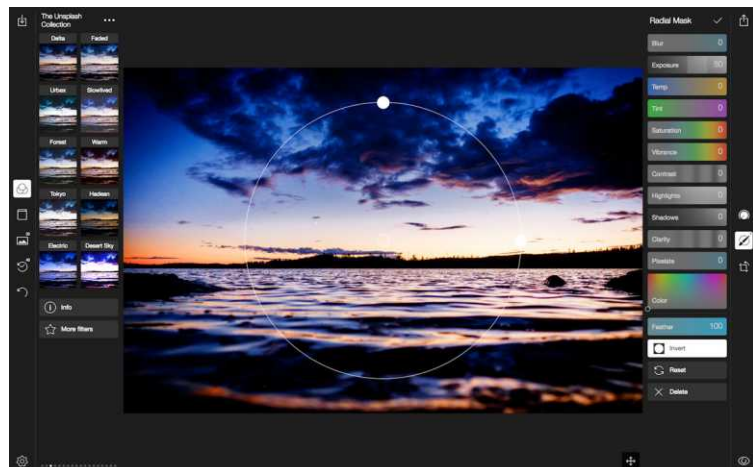


Available on MAC or PC Platform

I saw a demo of this software last week
There is a FREE version and a PAID
version.

[CHECK IT OUT FOR YOURSELF.](#)

The PAID version is **\$19.99**.



Jim & Shirley's Secret Photo Locations

By Jim & Shirley White

This is the first of a series of articles I propose to write telling everyone exactly where you can go to replicate the photos attached to this article. In other words, we are revealing some of our secret photo locations. Here are new places for you to go to get great photos, summer and sometimes in the winter. Often times you can shoot from or near your car.

Casa Loma road near Alta: Go east on I80 above Auburn and take the Alta off ramp. Turn hard right at the stop sign and then left on the Casa Loma Rd. In about ¼ mile go to the right on the road that goes down the hill and crosses Canyon Creek. It is one way crossing the creek. In summer you can follow this road across the first RR track crossing down to the 2nd RR track where you turn right across the tracks and go out to Iron Point. Vast views of the N. fork of the American river canyon looking down into Giant Gap. In winter with snow on the road, with a 4x4 you often can go to the 2nd RR crossing and turn around and return to I80. This portion of the road is plowed some days. Look for the Blue Canyon deer herd in the winter, trains, and snow on the black oak trees. There are often low clouds in Giant Gap after a storm. In the summer we use our Subaru and in the winter a 4x4 is safer. After crossing the 2nd RR track look for a high peak 25 yards from the road on your right, pull off to the right, park and walk up the jeep trail to the peak. Great views of Giant Gap from this location, which is called Iron Point. Just down the road from here 100 yards is a public out-house at the head of the Eucher Bar trail that goes down to the river. Going down this trail and back is an all day trip for someone who is young and strong. Rafters haul there rafts down this trail in the summer. Drive slow on this road and use extra care. It is steep country!



Clouds In Giant Gap




Giant Gap

Jim & Shirley's Secret Photo Locations By Jim & Shirley White (Continued)



Coyote on Casa Loma Rd.



UP 5567 near Casa Loma

PLACER COLOR

Important Message From Your Newsletter Editor



All PCC members if you haven't contributed to the **PCC Newsletter** now is a the time to do it. The contributions to the monthly PCC Newsletter have been fewer & fewer over the past few issues. I cannot publish a worthwhile newsletter without content. I would hate to see the PCC Newsletter no longer published.

Do your part to keep the PCC Newsletter going. Drop me an [e-mail](#) when the next call for submissions goes out from Mike.



When you submit an article for the PCC Newsletter please try to keep it at 150 words in length and if you have photos that accompany your article please try and send no more than three photos. If your article warrants more than three photos to maintain the impact I can make exceptions on a case-by-case basis. Please put "PCC Newsletter" in the subject field when you make your submissions.

Jim Cormier
Your PCC Newsletter Editor

Our Members Websites

Jim Cormier	http://www.squareonegraphics.com
Jim Bennett	http://www.youtube.com/user/lookydude
Bill Stenwick	http://bill-stenwick.smugmug.com/
Sande Parker	http://windsongphotographytoday.com
David Keyes	http://davekeyesphotography.com
Mike Schumacher	http://morningstarimages.com
Truman Holtzclaw	http://www.abiphotos.com/
Ardath Winterowd	https://www.flickr.com/photos/ardathsartisticenterprises/
Ron Parker	http://www.photographybyronparker.com/
Rod Bonser	http://tinyurl.com/rods-photo-sets
Sue Barthelow	http://www.suebarthelow.com/
Tony & Kristi Middleton	http://tony-and-kristi-middleton.artistwebsites.com/
Barry Walton	http://www.barrywaltonphoto.com/
Carol Smith	http://infocusdaily.com/
Steve Aldridge	http://www.stevealdridgephoto.com/
David Howland Potter Photography	http://www.davidhowlandpotter.com/
Marc Kessman	http://www.mellowtoxin.com
Jim & Shirley's Blog	http://www.padhorski.blogspot.com/
Bruce Gregory	https://www.flickr.com/photos/17178767@N05/with/13636856793
Dennis Morgan	http://www.morgansphotos.net
Jack Bachelder	http://www.deathvalleyjacksphotography.com/
Don Goldman	astrodonimaging.com/gallery
Tony Hallas	astrophoto.com
Jerry Braunstein	http://jerryandannalee.blogspot.com/
Jeannie O'Brien	www.jeannieobrianphoto.com/
Mac Henderson	http://machenderson.zenfolio.com/
Ron Nabity Photos	http://www.nabityphotos.com/

PLACER COLOR

PCC Board Members



President	Mike Schumacher
Vice Pres.	Dick Bosworth
Secretary	Liz Staats
Treasurer	Mary Nunes
Member at Large	Judy Hooper

Committees

Web Master Dennis Morgan

Publicity Sue Barthelow

Education Committee Mike Schumacher

Equipment Mike Schumacher, Richard Myren

Judge Selection

Bruce Gregory

Mike Schumacher

Image Critique Data

Judy Hooper, Liz Staats

Placer Color Newsletter Editor

Jim Cormier (Proof Reader Vesta Cormier)

Annual Awards

Debbie Cabrera

Refreshment Coordinator

Ardath Winterowd

Greeters & Badges

Jim Bennett

Visit our website

www.placercameraclub.org

Placer Color Newsletter Editor

Jim Cormier

916-409-5237

jim@squareonegraphics.com

We have a great selection of
Tutorials on our website...

Huey Monitor Calibration

The club has a Huey Monitor Calibration System
for use by the members.

TO CHECK IT OUT

Contact Judy Hooper • 530-888-8308

**Members who contributed articles
and photographs for this months
PCC newsletter.**

Mike Schumacher

Leonard James

Dennis Morgan

Jim Cormier

Jim & Shirley White

Bruce Gregory

