



# PLACER CAMERA CLUB

## FEATURED THIS MONTH

- President's Corner
- For Sale
- Gimbal Tripod Head Wanted
- Our February Judge Jim Klein
- Salvation Mountain
- Central California's Coast in Winter
- Jerry Berry Smokes the Audience
- Snow Photography



THE NEWSLETTER THAT FOCUSES ON PHOTOGRAPHERS IN THE FOOTHILLS

# PLACER COLOR

The Placer Camera Club meets the third Tuesday of each month except August in the Beecher Room of the Auburn Placer County Library,  
350 Nevada Street, Auburn CA.  
Visitors are always welcome.  
The meetings start at 6:30 PM.

## The President's Corner

The meeting this month is Feb 21st, 6:30 pm at the Auburn library.

At our February meeting we will have projected Image Critiques with Jim Klein. Send your 3 images to [placercameraclub@gmail.com](mailto:placercameraclub@gmail.com) before Feb 21<sup>st</sup>. This month's Theme for the Theme category is Patterns. All the other categories remain the same. At the February meeting we will have a presentation by Jim Klein on 'Better Composition Using Gestalt Principles'. See a short article on Jim in this newsletter. In addition Jim will Critique our images.

In March, we will have Projected Image Critiques. The Theme Category Theme will be Sunset / Sunrise. All the other categories remain the same. Our webmaster Dennis Morgan has done quite a bit of upgrading to our website and he has more work planned. Check it out at <http://placercameraclub.org/>


Our refreshment committee is Judy Hooper and Ardath Winterowd. We will need club members to bring goodies for our meetings. There is a signup sheet for this purpose. See one of the committee members.

The club has a Facebook group page:  
<https://www.facebook.com/groups/922657154461718/>

Mike Schumacher  
President Placer Camera Club



## HAPPY VALENTINE'S DAY



## Come To The Next PCC Meeting



**The Placer Camera Club meets the third Tuesday of each month except August. The meetings are held in the Beecher Room of the Placer County Library. 350 Nevada Street, Auburn, Ca.**

**Visitors are always welcome.**

**The meeting starts at 6:30 PM.**



**The Next PCC Meeting  
will be on Tuesday February 21**

**"SEE YOU THERE"**



## FOR SALE

Submitted by Tony Hallas



I am offering a **Canon EF-S 18-55mm IS STM** at the dirt cheap prices of \$95.00 it retails for \$250.00. This lens is very sharp and gets high marks in PhotoZone reviews. It is in pristine condition. It is only for APS - sized cameras. Interested parties can email me at: [tonyhallas@ftcnet.net](mailto:tonyhallas@ftcnet.net)

## 35MM Slide Scanner

Submitted by Jim Bennett

I have a 35mm slide scanner for sale.  
Nikon coolscan V ED with all cd's and adapters.  
\$300

James Bennett, 530-888-9617 or email  
[jrben3@wavecable.com](mailto:jrben3@wavecable.com)



## GIMBAL TRIPOD HEAD WANTED

Submitted by Jim Cormier



I Just purchased a Sigma 150-600 Contemporary super telephoto lens and I am looking for a used Tripod Head to help me stabilize this beast. If you have one lying around in your do not use stuff box, at a good price please let me know please.

Jim Cormier  
916-409-5237



Jim has enjoyed shooting with his DSLR starting with the Canon 10D, and has experimented in such genres as nature and landscape, abstract, street photography, and everyday scenes and subjects. His photographs have been accepted in several State Fair shows, KVIE's Art Auctions, SFAC's Magnum Opus, the Blue Line photography show, the Crocker Art Auction, Viewpoint's Twelve Show and Color Magazine; several of these have won awards. Jim has given presentations on various photography topics, given a workshop at Viewpoint and other photography clubs, written photography articles for the Viewpoint newsletter, and juried club photography competitions and the Sacramento County Fair.



## Using Gestalt Principles

Good composition is essential to creating superior photographs. Many rules for composition we already seem to know, though if we were asked to say what they were, we may have a hard time articulating them. This is where the principles of Gestalt can provide some insights.

In 1910, a German psychologist had an insight when he observed a series of lights flashing on and off at a railroad crossing. It was similar to how the lights encircling a movie theater marquee flash on and off. To the observer, it appeared as if a single light moves around the marquee, traveling from bulb to bulb, when in reality it's a series of bulbs turning on and off and the lights don't move at all.

This insight led to a group of psychologists to study how we look at the world, and what rules our brain follows in perceiving the world; the "rules" of visual perception are ones we intuitively use each time we snap a picture. Gestalt Theory relies primarily on the idea people observe the world "holistically," that is, we make sense of what we see by automatically reducing the image to simple figures or relationships among the elements. A set of rules were developed by these psychologists to explain how the brain does this. These are the rules we can learn to create better compositions for our photographs.


In this presentation, Jim will go through these simple rules and show how they are used in photographs, many of which are from photographs of master photographers. You may not become one of these "master photographers" after learning about Gestalt theory, but you should edge a little closer.





Here are some images from that Salvation Mountain that is located three miles East of Niland, CA. It is on the East side of the Salton Sea.

Truman



In January some friends suggested going to San Simeon for the Elephant Seals. A trip was planned then inclement weather cancelled the trip. That whetted my appetite.

Checking the weather ahead I found the last week of January to be decent for shooting. I wanted to spend time in Carmel and San Simeon.

I had heard of wintering Butterflies in trees in Pacific Grove near Carmel and in Pismo Beach, about an hour from San Simeon. I also knew of The Piedras Blancas population of wintering Elephant Seals at the viewpoint on Highway One 5 miles north of San Simeon. I'd shot there in June of 2015 when the juveniles were on the beach molting but now it's the adults for birthing & mating.

A storm system was tapering off the day I drove down, had a bit of rain the first evening then the weather cleared for the week. The storm system left behind a high surf warning for the first couple of days. Great for photos. Some internet research provided details for my intended spots to visit.

[Monarch Butterfly Sanctuary | City of Pacific Grove](#)

[Monarch Butterflies of Pismo Beach, California](#)

<http://www.monarchbutterfly.org/butterfly-grove/>

[Calendar Cycle of the Elephant Seal | San Simeon, Cambria California](#)

There's specific information on each of the above pages about these sites. There are Butterfly groves from Santa Cruz to San Diego, apparently Pismo Beach is one of the best sites. The Elephant Seals have a year round presence in the viewing area, September & October being the leanest months, Nov-March the most populated months.

While in Pacific Grove I went to Asilomar State Beach which has a long shoreline drive to photo the surf.

South of Carmel Highlands is the start of Big Sur, there I photoed sunset at Garrapata State Beach. Point Lobos is in that area but it was closed due to storm cleanup my first day in Carmel, I did manage to get a couple of hours there on the second day.

The Elephant Seal viewing area is right on Highway One with a large parking lot and a roomy walkway that goes along the bluff directly above the wintering seals. A long lens is great for picking out vignettes among the hundreds of seals spread down the beach, a tripod helps to take the load as you stand there waiting for things to happen. The seals spend a lot of time resting but there's little flurries of activity from time to time. The female seal in the attached pictures had just given birth and the seagulls flocked to fight over the placenta, nature's beach cleanup.

I've put some additional pictures on my Flickr' site from the trip.

<https://www.flickr.com/photos/17178767@N05/>

It was a great trip, I came home with lots of images and enjoyed some great fresh seafood.

Bruce Gregory

[Photos Next Page](#)





A Pacific Grove Female Monarch



Monarch's Pismo Cluster



Surf Asilomar Beach



San Simeon Elephant Seals



San Simeon Elephant Seals at Sunset



San Simeon New Seal Mom with Pups



Surf Garrapata Sunset





The Speaker for The February Lincoln Hills Photography Club was Jerry Berry. He Presented a Program on **"THE CHI OF SMOKE"**

Jerry Berry walked us through his Photoshop/ Lightroom techniques for creating these beautiful and exotic images.





I guess there is really no doubt that I am possessed by "Snow Photography". I went to school from the 1<sup>st</sup> to 9<sup>th</sup> grades in Hawaii. I lived on the beach, spearfishing the reefs and hiking all over the island of Oahu. So it really makes sense that when we moved to the states in 1941 I would take up high mountain activities, such as skiing and winter snow travel. NOT. Maybe I have a snow disease of some kind but I have been using a camera to take snow pics ever since. Many years my snow photography was done because of my snow-safety, avalanche, and cold weather safety training programs, and just teaching people how to live and work in high sierra snow. For 30 years my snow pics taught people how to do something. Now days I try to take pictures that please me and others, not train employees. I really had to learn snow photography all over again.

What makes good snow pictures? Snowy rivers, mountains, trees, buildings, people in the snow and the many shapes of snow after it has fallen. Really, the rules of any good photograph apply to a snow picture too. Lighting is so important in snow photograph because snow looks white and reflects so much light it can look very harsh and not please the eye. Even though you have good composition, poor lighting can kill a good photograph. Even in all my years of using film in the snow I used many colors and types of filters. I sometimes use filters on the computer now. I also learned that the best lighting is in the early winter months when the sun is way to the south. It makes for long shadows and a softer light. Early mornings and late evenings are best in snow photography too.


Here are a few snow pictures taken mostly along the I 80 corridor. You can do it too. Give it a try?



Shirley White Approaching the summit of Steven's Peak near Hope Valley, Alpine, Co.



The snowed in Soda Springs grocery store at Soda Springs, old highway 40.

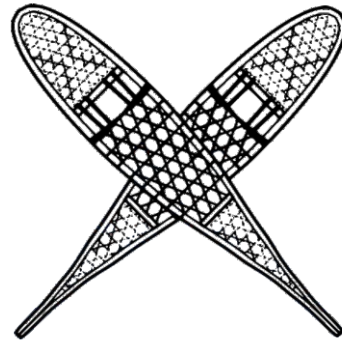


Mountain cabin taken from Eagle Lakes road Yuba river overpass.





View of Grouse Ridge, Nevada Co. taken from  
Yuba Gap overpass of I 80.



The three trees on the ridge above  
Donner Pass.



The Museum at Soda Springs



# PCC Members Websites

We are starting a list of Placer Camera Club member websites. I am gathering a list of member websites and will email the list out as soon as it is ready. When the list is complete we will link to member websites from the Placer Camera Club website. If you would like your website or blog to be included send the website to me at [radioman@sebastiancorp.net](mailto:radioman@sebastiancorp.net) If you can, put a link from your website to the Placer Camera Club website. This is what I have so far:

Jim Cormier	<a href="http://www.squareonegraphics.com">http://www.squareonegraphics.com</a>
Jim Bennett	<a href="http://www.youtube.com/user/lookydude">http://www.youtube.com/user/lookydude</a>
Bill Stenwick	<a href="http://bill-stenwick.smugmug.com/">http://bill-stenwick.smugmug.com/</a>
Sande Parker	<a href="http://windsongphotographytoday.com">http://windsongphotographytoday.com</a>
David Keyes	<a href="http://davekeyesphotography.com">http://davekeyesphotography.com</a>
Mike Schumacher	<a href="http://morningstarimages.com">http://morningstarimages.com</a>
Truman Holtzclaw	<a href="http://www.abiphotos.com/">http://www.abiphotos.com/</a>
Ardath Winterowd	<a href="https://www.flickr.com/photos/ardathsartisticenterprises/">https://www.flickr.com/photos/ardathsartisticenterprises/</a>
Ron Parker	<a href="http://www.photographybyronparker.com/">http://www.photographybyronparker.com/</a>
Rod Bonser	<a href="http://tinyurl.com/rods-photo-sets">http://tinyurl.com/rods-photo-sets</a>
Sue Barthelow	<a href="http://www.suebarthelow.com/">http://www.suebarthelow.com/</a>
Tony & Kristi Middleton	<a href="http://tony-and-kristi-middleton.artistwebsites.com/">http://tony-and-kristi-middleton.artistwebsites.com/</a>
Barry Walton	<a href="http://www.barrywaltonphoto.com/">http://www.barrywaltonphoto.com/</a>
Carol Smith	<a href="http://infocusdaily.com/">http://infocusdaily.com/</a>
Steve Aldridge	<a href="http://www.stevealdridgephoto.com/">http://www.stevealdridgephoto.com/</a>
David Howland Potter Photography	<a href="http://www.davidhowlandpotter.com/">http://www.davidhowlandpotter.com/</a>
Marc Kessman	<a href="http://www.mellowtoxin.com">http://www.mellowtoxin.com</a>
Jim & Shirley's Blog	<a href="http://www.padhorski.blogspot.com/">http://www.padhorski.blogspot.com/</a>
Bruce Gregory	<a href="https://www.flickr.com/photos/17178767@N05/with/13636856793">https://www.flickr.com/photos/17178767@N05/with/13636856793</a>
Dennis Morgan	<a href="http://www.morgansphotos.net">http://www.morgansphotos.net</a>
Jack Bachelder	<a href="http://www.deathvalleyjacksphotography.com/">http://www.deathvalleyjacksphotography.com/</a>
Don Goldman	<a href="http://astrodonimaging.com/gallery">astrodonimaging.com/gallery</a>
Tony Hallas	<a href="http://astrophoto.com">astrophoto.com</a>
Jerry Braunstein	<a href="http://jerryandannalee.blogspot.com/">http://jerryandannalee.blogspot.com/</a>
Jeannie O'Brien	<a href="http://www.jeannieobrianphoto.com/">www.jeannieobrianphoto.com/</a>
Mac Henderson	<a href="http://machenderson.zenfolio.com/">http://machenderson.zenfolio.com/</a>



## From Your Editor.



If you haven't contributed to the PCC Newsletter now is a good time to do it. Let us hear from you.

Remember this is your Newsletter and without your contributions we wouldn't have a newsletter.



When you submit an article for the PCC Newsletter please try to keep it at 150 words in length and if you have photos that accompany your article please try and send no more than three photos. If your article warrants more than three photos to maintain the impact I can make exceptions on a case-by-case basis. Please put "PCC Newsletter" in the subject field when you make your submissions.

Jim Cormier  
Your PCC Newsletter Editor

## PCC Board Members



<b>President</b>	Mike Schumacher
<b>Vice Pres.</b>	Dick Bosworth
<b>Secretary</b>	Liz Staats
<b>Treasurer</b>	Mary Nunes
<b>Member at Large</b>	Judy Hooper

### Committees

**Web Master** Dennis Morgan

**Publicity** Sue Barthelow

**Education Committee** Mike Schumacher

**Equipment** Mike Schumacher  
Richard Myren

### Judge Selection

Bruce Gregory

Mike Schumacher

### Image Critique Data

Judy Hooper, Liz Staats

### Placer Color Newsletter Editor

Jim Cormier

### Annual Awards

Debbie Cabrera

### Refreshment Coordinator

Judy Hooper  
Ardath Winterowd

### Greeters & Badges

Jim Bennett

Visit our website

[www.placercameraclub.org](http://www.placercameraclub.org)

Placer **Color** Newsletter Editor

Jim Cormier

916-409-5237

[jim@squareonegraphics.com](mailto:jim@squareonegraphics.com)

We have a great selection of  
Tutorials on our website...

### Huey Monitor Calibration

The club has a Huey Monitor Calibration System  
for use by the members.

### TO CHECK IT OUT

Contact Judy Hooper • [530-888-8308](tel:530-888-8308)

Members who contributed articles  
and photographs for this months

PCC newsletter.

**Mike Schumacher**

**Tony Hallas**

**Jim Cormier**

**Truman Holtzclaw**

**Jim Klein**

**Jerry Berry**

**Bruce Gregory**

