



PLACER CAMERA CLUB

FEATURED THIS MONTH

- The President's Corner
- Spring Wildflower Potential
- Fun with Fisheye
- Camera Obscura
- Shooting Through The Window



THE NEWSLETTER THAT FOCUSES ON PHOTOGRAPHERS IN THE FOOTHILLS

PLACER COLOR

The Placer Camera Club meets the third Tuesday of each month except August in the Beecher Room of the Auburn Placer County Library,
350 Nevada Street, Auburn CA.
Visitors are always welcome.
The meetings start at 6:30 PM.

The President's Corner

Happy New Year Everyone!

This month we have Image Critiques with judge Albert de Bruijn. Send your 3 images to placercameraclub@gmail.com

Starting in January Tony Hallas will present a short 15 minute tutorial on Photoshop. Each tutorial will be on one specific Photoshop feature. The tutorials will be aimed at Photoshop but should be useful in Elements and other photo software.

This coming year we hope to have more short presentations on photography related subjects. If you have an idea for one and would like to present it (15 – 20 minutes) let me know.

Our refreshment committee is Ardath Winterowd, Judy Hooper and Jim Gamble. We will need club members to bring goodies for our meetings. There is a sign up sheet for this purpose. See one of the committee members.

Mike Schumacher
President Placer Camera Club



Happy New Year




Placer Camera Club Members...

I wanted to start this year with a Happy 2015 to you all. 2014 was an awesome year for the PCC Newsletter thanks to all your submissions of articles and photos.

I am excited to see what this new year brings. So dust off your camera gear and charge your batteries and submit your articles and photos throughout the year.

2015



Happy New Year!

Spring Wildflower Potential

Submitted by Bruce Gregory

The below note appeared on the CalPhoto Yahoo Group page on 12/2. If you're contemplating a possible Desert or Southern CA wildflower trip this spring now is the time to watch the rains down in that area. Generally speaking an inch of rain in the dry areas of the state in December and again in January mean there will be a good wildflower bloom later in the Spring. The rains set the dormant seeds to growing. The more rain & the later the rain may mean more variety of flowers. Some only pop up every few years depending on if the mix of rain & sun is to their liking.


From CalPhoto:

"Current most welcome Pacific storm is doing wonders to droughty regions of our state, especially areas to the south that have pretty much been left out by any of the minor north state rains since the one good storm we had in late September. The Southern Sierra is also doing well while the Tahoe region mostly bare of snow before this week has just seen pidly rains with a high snow level. Storm has yet to reach much of Mojave and areas south of LA.

Some of the usual spring wildflower areas are getting a soaking with more to come over the next few days. Carrizo already up to 2/3 inch, Cottonwood 4/10, Figueroa Mtn, CA State Antelope Valley Poppy Preserve, and Gorman all over an inch, Saddleback Butte, Red Rock 1/3, Indian Wells and Walker Pass well over an inch, Isabella Dam 2 1/4 inches, and even Death Valley mountain remote gauges are up over 3/4 inch. The kind of winter storm that gets seed and root clocks ticking."

The particularly encouraging news is for Carrizo Plain, The State Poppy Reserve near Lancaster in The Antelope Valley, and Gorman.

Keep your fingers crossed for more rain in these areas (and our own too).



The first time I used a fisheye lens was in Arches National Park in February 2014 while participating in a photography workshop hosted by Moose Peterson and Kevin Dobler. One of my fellow participants insisted I try his 16.0mm f/2.8 lens while we were perched precariously on a ledge looking up at Twin Arches. I captured this shot and learned my first lesson about fisheye lenses. They have a very wide angle of view. I managed to get the hand, arm, and lens of another photographer in my photograph (right). This unwanted element of the photograph disappeared once I cropped to 8X10 but it was a valuable lesson.





In October, I bought my own fisheye lens at Action Camera. I decided to get a DX version of the lens, a 10.5mm f/2.8 lens, because I own a Nikon D7100, a crop sensor camera, as well as my full frame Nikon D800. What I love about this lens is that I can make something ordinary look rather extraordinary. And, as long as I pay attention to the composition, I can avoid unwanted extras like feet and body parts of people standing nearby.



I first took it to the California Railroad Museum's Trains and Tripod October event and discovered that I could take some very interesting shots. I just love the look of this Santa Fe engine. It looks more like a Christmas ornament than an engine. I suppose railroad aficionados might not approve but I think it's unique.



When I had the unexpected opportunity to visit France in November, I knew I would be taking my fisheye lens with me, even though I opted to carry minimal camera equipment and took only one body (my D800) and one other lens (28-300mm)



FRANCE



My fisheye Eiffel Tower and market shots are among my favorites of the entire trip.





After a long day behind the wheel with the Tierra Del Sol four wheel drive club, I climbed into my old ragged army surplus canvas tent for the night. I woke up the next morning smelling bacon and eggs and strong coffee. It was dark in the tent even though the sun was already up. I rolled to one side and on the tent wall was a moving image of everything going on outside. Except it was upside down. It took me several minutes to realize I was inside of a camera. The tiny hole in the tent wall acted as a lens. At the campfire that night, I told everyone what I had experienced. There was a lot of laughter and I was asked to tell another tall tale. Come on now folks, I could prove it if there had been film in the darn tent!



Shooting through the Window

Submitted by Jim Cormier



Jack Bachelder and I went down to Old Town Auburn to clear the cobwebs out of our gear. Here are a couple images I shot through the window of one of the stores using my Nikon 70-200mm lens.


PCC Members Websites

We are starting a list of Placer Camera Club member websites. I am gathering a list of member websites and will email the list out as soon as it is ready. When the list is complete we will link to member websites from the Placer Camera Club website. If you would like your website or blog to be included send the website to me at radioman@sebastiancorp.net If you can, put a link from your website to the Placer Camera Club website. This is what I have so far:

Jim Cormier	http://www.squareonegraphics.com/
Jim Bennett	http://www.youtube.com/user/lookydude
Bill Stenwick	http://bill-stenwick.smugmug.com/
Sande Parker	http://windsongphotographytoday.com
David Keyes	http://davekeyesphotography.com
Robbin Maloney	http://robbinmaloneyphotography.com
Mike Schumacher	http://morningstarimages.com
Truman Holtzclaw	http://www.abiphotos.com/
Walt Carnahan	http://www.sierrafoothillsaudubon.com/
Ardath Winterowd	http://flic.kr/s/aHsjv86dM
Ron Parker	http://www.photographybyronparker.com/
Rod Bonser	http://tinyurl.com/rods-photo-sets
Sue Barthelow	http://www.suebarthelow.com/
Tony & Kristi Middleton	http://tony-and-kristi-middleton.artistwebsites.com/
Barry Walton	http://www.barrywaltonphoto.com/
Carol Smith	http://infocusdaily.com/
Steve Aldridge	http://www.stevealdridgephoto.com/
David Howland Potter Photography	http://www.davidhowlandpotter.com/
Marc Kessman	http://www.mellowtoxin.com
Jim & Shirley's Blog	http://www.padhorski.blogspot.com/
Bruce Gregory	https://www.flickr.com/photos/17178767@N05/with/13636856793



From Your Editor.



Hi Placer Camera Club Members

We had a great response for submissions to the Newsletter this year. It is getting a little larger in actual number of pages as well as overall file size but we had so much great stuff I didn't want to leave anything out. I think dealing with larger files is worth the display of content submitted by the PCC members.

If you have any comments drop me an [e-mail](#).

Jim Cormier
Your PCC Newsletter Editor

NOTE: When you submit an article for the newsletter please keep it at 150 words in length and if you have photos that accompany your article please try and send no more than two photos. If your article warrants more than two photos to maintain its impact we can make exceptions on a case-by-case basis.

Sew on Placer Camera Club Logo Patches

If you haven't purchased your very own **Placer Camera Club Patch** there are still 2 available for just **\$5.00** each. You can call **Jim Cormier** at **916-409-5237** or bring **\$5.00** cash to the next PCC meeting

Get yours today while they last. Only 2 left.

"When they're gone-they're gone"



Board Members

President	Mike Schumacher
Vice Pres.	Dick Bosworth
Secretary	Liz Staats
Treasurer	Mary Nunes
Member at Large	Tony Middleton

Committees

Webpage & Publicity

Sue Barthelow

Education Committee

Tony Middleton

Equipment

Mike Schumacher

Richard Myren

Judge Selection

Bruce Gregory

Mike Schumacher

Image Evaluation Data

Judy Hooper, Tony Middleton

Placer Color Newsletter Editor

Jim Cormier

Annual Awards

Debbie Cabrera

Refreshment Coordinator

Judy Hooper, Ardath Winterowd

Greeters & Badges

Jim Bennett

Visit our website

www.placercameraclub.org

Placer Color Newsletter Editor

Jim Cormier

916-409-5237

jim@squareonegraphics.com

We have a great selection of
Tutorials on our website...

Huey Monitor Calibration

The club has a Huey Monitor Calibration System
for use by the members.

TO CHECK IT OUT

Contact Mary Nunes • 530-885-9816

Members who contributed articles
and photographs for this months
PCC newsletter.

Mike Schumacher

Carol Smith

Jack Bachelder

Jim Cormier

Bruce Gregory

