



## PLACER CAMERA CLUB

### FEATURED THIS MONTH

- Presidents Corner
- For Sale
- PCC gets new Projector
- Hey It's Snowing Out There
- ARD Park at Christmas
- Using Weather For Photo Interest
- Exposure is what Exposure does



THE NEWSLETTER THAT FOCUSES ON PHOTOGRAPHERS IN THE FOOTHILLS

# PLACER COLOR

The Placer Camera Club meets the third Tuesday of each month except August in the Beecher Room of the Auburn Placer County Library,  
350 Nevada Street, Auburn CA.  
Visitors are always welcome.  
The meetings start at 6:30 PM.

## The President's Corner

This month we have Projected Image Critiques. Truman Holtzclaw will critique our images. In addition, Truman will give a short presentation. Our new projector can handle images of up to 1920 pixels horizontally. Send your 3 images to [placercameraclub@gmail.com](mailto:placercameraclub@gmail.com) by Jan 19<sup>th</sup>.

February will be Projected Image Critiques and a presentation by Jim White on wildlife flash photography.

This coming year we hope to have more short presentations on photography related subjects. If you have an idea for one and would like to present it (15 – 20 minutes) let me know.

Our refreshment committee is Judy Hooper and Jim Gamble. We will need club members to bring goodies for our meetings. There is a signup sheet for this purpose. See one of the committee members.

Mike Schumacher  
President Placer Camera Club



## FOR SALE

I have the Tamrac Backpack camera bag shown on the following link for sale:

[http://www.bhphotovideo.com/bnh/controller/home?O=&sku=682171&gclid=CP\\_WubGJjcoCFUOBfgodCbcFkg&is=REG&ap=y&m=Y&Q=&A=details](http://www.bhphotovideo.com/bnh/controller/home?O=&sku=682171&gclid=CP_WubGJjcoCFUOBfgodCbcFkg&is=REG&ap=y&m=Y&Q=&A=details) .

The bag is in excellent condition. See specs and description at the link. I am asking \$75 for the bag. Email me at [ljames704@gmail.com](mailto:ljames704@gmail.com) if interested.




Thanks,

Leonard James



## PCC GETS A NEW VIDEO PROJECTOR



It is exciting that we are kicking off the New Year with a new Video Projector for the club. Dust off some of your photos and submit them for the next judging.

As you may have noticed it's been snowing regularly in recent weeks. Perhaps you wondered where to go to capture some snow images. If you're an experienced winter mountain inhabitant you already know. If you're like a lot of us that came from other areas this may be strange territory. My suggestion would be to find a secondary but well traveled road where you can safely park and photo.

Highway 50 ,Highway 49, Highway 88 all cross the Sierra at their respective passes and there are State of CA Sno-Parks on each of them as well as at Donner Summit near I80. To park in these areas you need day or season parking pass which must be displayed on the dash. They can be purchased on-line via [http://ohv.parks.ca.gov/?page\\_id=1233](http://ohv.parks.ca.gov/?page_id=1233) You need one before you go.

Another location is Old Highway 40 off I80. At Cisco Grove if you're headed East you can get off Interstate 80 and onto the old highway by crossing the freeway and turning right at the T-intersection. It's a two lane paved road with only a few places to park after a snow storm. Make sure it's not someone's driveway when you see a clear spot.

I was up there on the day it cleared from a recent storm, it was 29 degrees out so dress warm. The closest parking place to where the attached pictures were taken was about a quarter mile away, so I got some exercise too. You can take the old highway East all the way to Hirschdale which is East of Truckee from Cisco Grove. There has to be a picture or two somewhere out there.

There's less traffic during the week, so if you can make it then it's probably a better time than the weekend. You need to watch the weather for good conditions for both pictorial and safety reasons. The basic safety precautions should be taken, carry chains, bring blankets, food, & water, dress in layers & bring extra clothes.. Go with a full tank of gas. It may seem like a lot, but if your car slips off the road on some ice or stalls you'll be glad you had the extra stuff.


If you see some little side road be very discrete about exploring an unused track.. Without some experience and the right equipment you could easily get into trouble. Even turning around can be an issue. I've seen people spinning their tires just trying to get out of a highway vista point because of ice. Better to stick to well traveled roads where help is available.

This isn't intended to scare you off, it's intended to make you aware of some possibilities, prompt you to take precautions and exercise caution.

Bruce



Hwy 40 Near Cisco Grove



Hwy 40 Near Cisco Grove



Hwy 40 Near Cisco Grove



Hwy 40 Near Cisco Grove

Judy, myself and Ardath went to the ARD park on Christmas to find our heron. He was blowing in the wind along with everyone else but happy to pose for us!

We didn't last too long, fingers and noses were freezing, but did get some great pics of him, his fellow geese, ducks and some cormorants that were diving and drying their wings. As for the Owl and Kingfisher, they were outside my windows. The owl was taken at 5:15, really low light so very grainy, the Kingfisher taken through my window at full 1200 zoom so also not a great pic but fun to get anything of him since he's quite skittish! - Karen Wyatt



Great Horned Owl/Karen Wyatt



Kingfisher/Karen Wyatt



Heron Owl/Karen Wyatt



Heron By Tree/Karen Wyatt

Continued Next Page




Goose In Flight/Judy Hooper



We all had a good time after having lunch at the Sizzler. My camera started acting up and turned everything bright blue. I hope that isn't a sign of what's to come.


Judy



Beautiful Sky/Judy Hooper



View of Pond/Image from the Internet



So the weather forecast is for patches of fog in the valley, snow showers in the foothills or thunder storms in the Sierra. Maybe even a foot of new powder at 4000 ft. elevation. Wait until the tail- end of this event and get out there and take some photographs! You will never get a better forecast to score big with your photography. Photo judges, magazines and even the newspapers are looking for drama in your photography. If it is a warm sunny day without a cloud in the sky, try tennis, or maybe Pickle Ball. Good photographs need drama.

We drove for two foggy hours one morning to photograph waterfowl at Grey Lodge Wildlife Refuge and came home with 3 usable photographs. What a stressful day. I will try to not drive in fog like that again, but one of the photos I took won me \$165. At the "Shooting the West" photo shows in Winnemucca Nevada, "Best of Show" at the Auburn Fair, and so on. Lots of our other "weather" pictures have not won anything, but they are hanging in my home and other homes too.

You have to use care when out and about in storms. Drive slower. Don't take chances, and wear the proper gear. To Shirley and I, we thrive on storms. Nothing better than sitting in our Jeep, sipping on some hot coffee with a Kashi bar in hand, waiting for that train coming down the hill, engine all plastered with snow, the headlight shooting that yellow beam out into the dark. We have even had the engineer wave in the dim light of his cab. He likes it too.

Jim White




Foggy Day at Gray Lodge



After a heavy storm



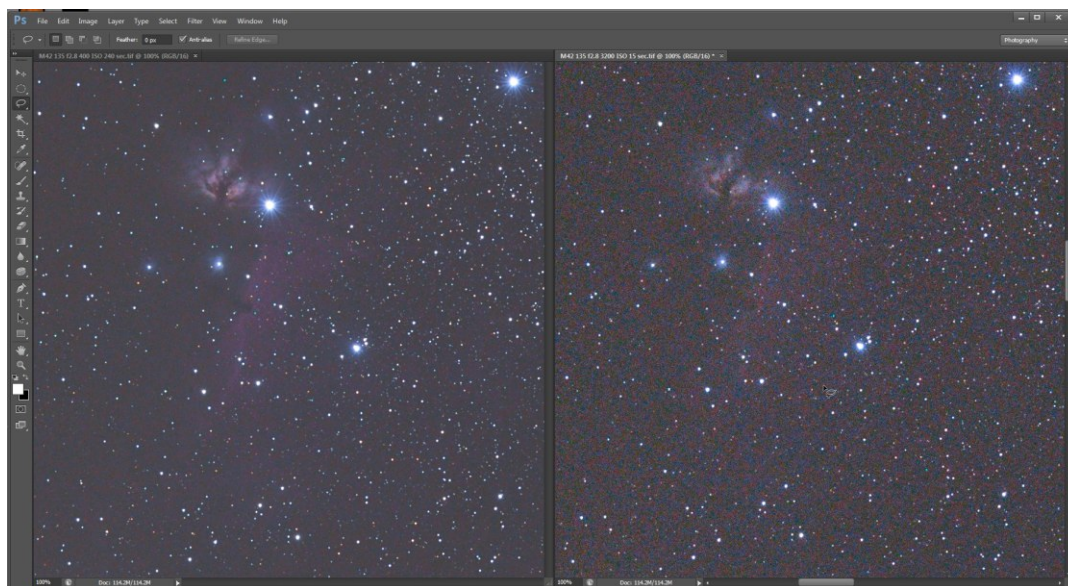
Train making it through the snow



Weather creates an awesome effect

Changing over from using CCD cameras and telescopes to a Canon 6D and lenses posed a problem ... how exactly does the DSLR work??? By that I mean, how does it actually record faint data the best? To find out, I composed the following experiment ... a "baseline" exposure was established, then a variety of times and ISO settings were used to emulate the baseline exposure. Would the results be similar ... or would there be differences? The test was as follows with a variety of lenses all set to f/2.8 and aimed at the night sky: 4 minutes / ISO 400, 2 minutes / ISO 800, 1 minute / ISO 1600, 30 seconds / ISO 3200, and 15 seconds / ISO 6400. Theoretically this is all the same "exposure" ... but in reality, it's anything but. The long exposure time images had very little noise and the maximum detail, the short exposure times had a lot of noise and detail fragmentation as a result. This means that noise, at least in the Canon 6D, comes primarily from high ISO settings, not length of exposure ...!!! In the samples the left side is long exposure / low ISO, the right side is short exposure / high ISO. As you can see, although it's all the same "exposure" ... the results are not the same.

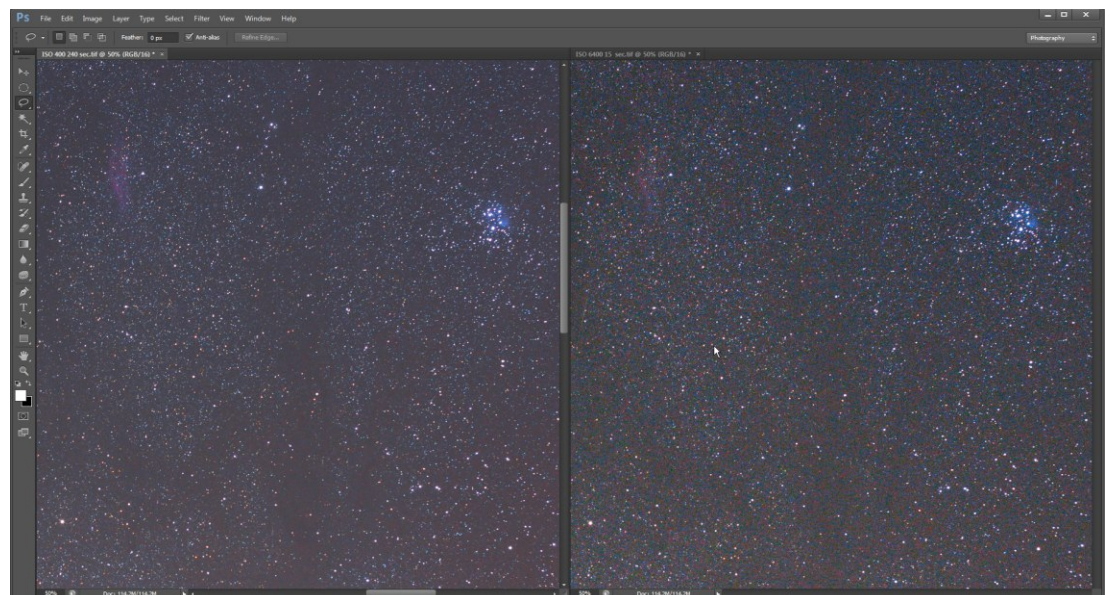
The moral of the story ... whenever possible ... it's much better to make long exposures with a low ISO when imaging very faint things like the night sky or a starlit foreground. I would think that this applies to all digital cameras.



Sample 1



Canon 6D



Sample 2

# PCC Members Websites

We are starting a list of Placer Camera Club member websites. I am gathering a list of member websites and will email the list out as soon as it is ready. When the list is complete we will link to member websites from the Placer Camera Club website. If you would like your website or blog to be included send the website to me at [radioman@sebastiancorp.net](mailto:radioman@sebastiancorp.net) If you can, put a link from your website to the Placer Camera Club website. This is what I have so far:

Jim Cormier	<a href="http://www.squareonegraphics.com/">http://www.squareonegraphics.com/</a>
Jim Bennett	<a href="http://www.youtube.com/user/lookydude">http://www.youtube.com/user/lookydude</a>
Bill Stenwick	<a href="http://bill-stenwick.smugmug.com/">http://bill-stenwick.smugmug.com/</a>
Sande Parker	<a href="http://windsongphotographytoday.com">http://windsongphotographytoday.com</a>
David Keyes	<a href="http://davekeyesphotography.com">http://davekeyesphotography.com</a>
Robbin Maloney	<a href="http://robbinmaloneyphotography.com">http://robbinmaloneyphotography.com</a>
Mike Schumacher	<a href="http://morningstarimages.com">http://morningstarimages.com</a>
Truman Holtzclaw	<a href="http://www.abiphotos.com/">http://www.abiphotos.com/</a>
Walt Carnahan	<a href="http://www.sierrafoothillsaudubon.com/">http://www.sierrafoothillsaudubon.com/</a>
Ardath Winterowd	<a href="http://flic.kr/s/aHsjyv86dM">http://flic.kr/s/aHsjyv86dM</a>
Ron Parker	<a href="http://www.photographybyronparker.com/">http://www.photographybyronparker.com/</a>
Rod Bonser	<a href="http://tinyurl.com/rods-photo-sets">http://tinyurl.com/rods-photo-sets</a>
Sue Barthelow	<a href="http://www.suebarthelow.com/">http://www.suebarthelow.com/</a>
Tony & Kristi Middleton	<a href="http://tony-and-kristi-middleton.artistwebsites.com/">http://tony-and-kristi-middleton.artistwebsites.com/</a>
Barry Walton	<a href="http://www.barrywaltonphoto.com/">http://www.barrywaltonphoto.com/</a>
Carol Smith	<a href="http://infocusdaily.com/">http://infocusdaily.com/</a>
Steve Aldridge	<a href="http://www.stevealdridgephoto.com/">http://www.stevealdridgephoto.com/</a>
David Howland Potter Photography	<a href="http://www.davidhowlandpotter.com/">http://www.davidhowlandpotter.com/</a>
Marc Kessman	<a href="http://www.mellowtoxin.com">http://www.mellowtoxin.com</a>
Jim & Shirley's Blog	<a href="http://www.padhorski.blogspot.com/">http://www.padhorski.blogspot.com/</a>
Bruce Gregory	<a href="https://www.flickr.com/photos/17178767@N05/with/13636856793">https://www.flickr.com/photos/17178767@N05/with/13636856793</a>
Dennis Morgan	<a href="http://www.morgansphotos.net">http://www.morgansphotos.net</a>



## From Your Editor.



I want to take this opportunity to wish each and every member of the Placer Camera Club and their families a Happy New Year.

I appreciate all your submissions to the PCC Newsletter over the past year. It is your submissions that make the newsletter what it is. I look forward to another year as your newsletter editor.



When you submit an article for the PCC Newsletter please try to keep it at 150 words in length and if you have photos that accompany your article please try and send no more than three photos. If your article warrants more than three photos to maintain the impact I can make exceptions on a case-by-case basis. Please put "PCC Newsletter" in the subject field when you make your submissions.

Jim Cormier  
Your PCC Newsletter Editor

## PCC Board Members



<b>President</b>	Mike Schumacher
<b>Vice Pres.</b>	Dick Bosworth
<b>Secretary</b>	Liz Staats
<b>Treasurer</b>	Mary Nunes
<b>Member at Large</b>	Judy Hooper

### Committees

**Web Master** Dennis Morgan

**Publicity** Sue Barthelow

**Education Committee** Mike Schumacher

**Equipment** Mike Schumacher  
Richard Myren

### Judge Selection

Bruce Gregory  
Mike Schumacher

### Image Evaluation Data

Judy Hooper, Tony Middleton

### Placer Color Newsletter Editor

Jim Cormier

### Annual Awards

Debbie Cabrera

### Refreshment Coordinator

Judy Hooper, Jim Gamble

### Greeters & Badges

Jim Bennett

Visit our website

[www.placercameraclub.org](http://www.placercameraclub.org)

Placer **Color** Newsletter Editor

Jim Cormier

916-409-5237

[jim@squareonegraphics.com](mailto:jim@squareonegraphics.com)

We have a great selection of  
Tutorials on our website...

### Huey Monitor Calibration

The club has a Huey Monitor Calibration System  
for use by the members.

### TO CHECK IT OUT

Contact Judy Hooper • [530-888-8308](tel:530-888-8308)

Members who contributed articles  
and photographs for this months  
PCC newsletter.

Mike Schumacher  
Leonard James  
Bruce Gregory  
Jim & Shirley White  
Karen Wyatt  
Judy Hooper  
Tony Hallas

