

PLACER COLOR

NEWSLETTER OF THE...



Year 49 Number 7 PO Box 4990, Auburn, Ca. 95603 July 2011 est. 1952

<http://www.placercameraclub.org>

The Placer Camera Club meets the **third Tuesday** of each month...*except August*...in the **Beecher Room** of the **Auburn Placer County Library**, 350 Nevada Street, Auburn, CA — **Visitors Welcome!**
An informal gathering at **6:30 PM** is followed by the meeting which starts **promptly** at **7 PM**.

The President's Corner

This month.....

.....our **Theme** is Self Portrait. It can be a reflection in a car mirror, a pool of water, etc. Submit one image to placercameraclub@gmail.com . We will discuss images as a group. Remember, be creative!

Jim Bennett will give a presentation on Creating a Slide Show with Windows. Jim will show us how to create a slide show with sound and slide effects using free slide show software for windows.

This month we will announce the **results** of our Annual Competition. Ribbons will be given and we will view a slide show of images.

Our annual **club picnic** will be at Tony and Kristie Middleton's in Rocklin on August 13th. It will be a potluck as usual. Details to follow.

October and November will bring our first **Image Evaluations**.

We need volunteers for the **Education Committee**. The committee's job will be to plan educational presentations for club meetings. Our short 15 minute presentation at the beginning of each meeting (which we plan to return to) as well as longer presentations for meetings with no image evaluations scheduled. Please consider helping the club out. Contact me or any board member if you are interested.

See you July 19th!

Mike Schumacher

EVENT CALENDAR

—In Memorium—

Bruce Brodie
Gone but not forgotten!

July 19

Monthly meeting
Annual awards
T.B.A.

August 13

Club picnic
(see **The Presidents Corner** for details)

NO MONTHLY MEETING

September 19

Monthly meeting
(Theme and other details to follow)

See last page for club officers,
committees & all other Club
information.


In Memorium

Bruce Brodie, a long time member of our club, died shortly after an operation to remove a cancerous ulcer.

Bruce was a giving, generous, wonderful friend as well as an excellent photographer and artist. Bruce could paint and draw in many different mediums, all were beautiful - he was true a perfectionist.

Bruce was born in Canada and was a steel estimator for a huge company as well as a draftsman. He spent a fair share of his time up on the beams on the job sites, seeing the scenery from a totally different viewpoint! He went on many photography trips through Sierra College as well as our club and took many classes from Rebecca Greg; finally going digital a couple of years ago. His friendship, helpfulness and photography will be greatly missed by all his friends.

Submitted by: Karen Wyatt



Bruce Brodie — Gone But Not Forgotten

Question of the Month

This month's question is 'How Do You Scan'?

Quite a few of us have film slides that we would like to scan to take advantage of the digital darkroom.

I have an old Epson flatbed scanner that has the upper lid light to scan slides. This scanner is about 7 years old and needs to be replaced; current technology has far surpassed it.

Whether you use a dedicated film scanner or a flatbed scanner for slides, the important thing to remember is to scan at the scanner's highest optical resolution. By doing this you can then use the output for any number of things, instead of having to re-scan at a higher resolution later for a different type of output.

Dmax (dynamic range) and optical (not digital) resolution are two important spec's to look at when considering a scanner.

How do you scan? Do you have a film or flatbed scanner? Scanner software that you like? Do you send your slides out to be scanned?

Let me know and I will print the responses in next month's column.

Mike - radioman@sebastiancorp.net

FROM THE FIELD

The Eagle Has Landed

Submitted by: Leslie Sheets

One day my husband Jay and I were driving to the Bay Area. We were on Highway 80 when we saw an odd looking van in the right lane. The van was further along on the freeway than us, but traveling at a rather slow speed. The van captured our curiosity, so we sped up (of course not speeding!!!) to get a better view. Once we pulled alongside the van, we started laughing. There were statuary eagles and various pictures and sayings attached on all sides. We were quite delighted that they were eagles; as my husband Jay gives raptor talks which many times include eagles. How appropriate that we would come across such a sight!!!

I started to panic, as my camera was not in arm's reach. I needed to capture the oddity yet beauty of it all. My camera was in the far rear area of our Honda CR-V. I knew none of our family and friends would EVER imagine the sight we were witnessing. I needed proof.

Since the van was cruising very slowly, Jay offered to pull off of the freeway so I could get my camera. We pulled off, I grabbed my camera, and we immediately hopped back onto the freeway, hoping the van would still be in view. It didn't take us much time to get back up to where the van was on the freeway.

I have a Canon 50D, which has some features with settings that would work for the photo shoot. I started to panic wondering which of the specialty functions I should use. Our car was moving, the van was moving...use shutter speed priority? Use pre-selected sports function??? I bailed on all of my limited photography knowledge and used the "Auto" function. I know you are aghast at that, but it

was all I could think of at the time!!! I am still a novice, and us who are novices tend to revert back to “Auto”. Don’t worry; I am working on improving my skills.

One of the challenges for me was to hold my hand as steady as I could. With the window rolled down, I propped my arms on the window ledge. Click I went, taking picture after picture as Jay slowly drove by the van. I tried to hold back my laughter at the funny sight, so I could steady my camera. On the back of the van were the words “Honk if you like me” so Jay honked.

As you can see by the pictures, there was a menagerie of visuals. It was only after I loaded the pictures on my computer that I was able to enjoy all of the trinkets, sayings, etc. That is the wonderful surprise of taking pictures, as there is so much more to see in the final photograph.

But the funniest thing I noticed after loading the pictures was the name on the license plate. Jay, of course!!!

I learned a valuable lesson...I will always have my camera within arm’s reach while driving in our car...I never know when a photo opportunity will arise.



A Photo Fun Day

By Jim L White



The first Saturday in July this year was a Photo Fun Day for sure. Oatmeal and raisin pancakes with cold applesauce on top at Sweetpeas in Auburn started the day. Then the drive up highway 20, east of Nevada City about 6 miles to the Washington Conservation Camp turn off. Turning left on that road about 1 mile and then left on the road to the Rock Creek Nature Trail. Two miles down that road took us down into the canyon and the parking lot.

The $\frac{3}{4}$ -mile loop- trail is mostly cool, shady, and level. It reminded me of a walk in the rain-forest Redwoods of the north coast. Rock Creek, a tiny little thing that ripples and bubbles along thru moss covered rocks and trees. It was very quiet, except for the many chirps of baby birds in their nests. We often walk this trail to photograph the billions of ladybugs that cover the moss-covered logs in the late winter. We were too late this day for the ladybugs since they had left early this year. We were also too early for the many species of wild Orchids, Tiger Lilies and other wild flowers. They will show themselves next month in August. The huge specimens of Pacific Yew, Douglas-fir, Ponderosa Pines and Madrone along with California Hazelnut and three species of dogwood made our day. It was amazing to just sit on one of the many resting benches and listen to the rushing of the creek.

After our hike a quick trip up highway 20 and turn left down to the old gold mining town of Washington on the higher than normal South Fork of the Yuba River. Cold turkey sandwiches and an ice cold drink on the back porch of the old Washington Hotel with the incredible views of the river, and the many sparsely clad bathers. The town of Washington with a population of 161(except in the winter) is a mecca for gold-rush photographers. After lunch we hiked down the very steep steps behind the hotel thru a most wonderful garden of Foxglove, Lavender, succulents and ferns to the river. A view back up above to the hotel's back porch with the foreground of all the flowers was breathtaking. Hiking up the steps we wandered over to look at the old mining and wagon relics hanging on the walls of the wooden fence. The 150 year old building next door could have been in Bodie, but here it was just a short drive from Auburn. What a wonderful day!



PHOTOS BY JIMMY WHITE



Old building - Washington, California



Rock Creek Nature Trail #3



Washington, California Hotel



Yuba River At Washington, California

PHOTO BY SUSAN JEWELL



Majorelle Gardens in Marrakesh, Morocco. The villa belonged to Yves Saint Laurent.




SAFARI WEST

Submitted by: Judy Hooper

Last Tuesday, July 5th, several of us went to Safari West in Santa Rosa. We had a great time, in the rain. The rain gave us a challenge. How to get good pictures and still stay dry. The weather won.

Here are a few shots taken in the rain. (They gave us all ponchos to wear!) It's a great place and well worth the trip.


I recommend it!





Judy Hooper Photographs





J
U
D
Y

H
O
O
P
E
R

P
H
O
T
O
S

J
U
S
T

W
A
I
T
I
N
G



J
U
D
Y

H
O
O
P
E
R

P
H
O
T
O
S



Message From Judy Hooper

This is to everyone who has been kind enough to volunteer to print me one of their pictures on fabric. Please bring the pictures to the meeting, so I can get started on my project.

Thanks again for helping out!

Judy



MORE “FROM THE FIELD”

TRIP TO SAFARI WEST

Judy, Mike, myself and my close friend went to Safari West on Tuesday (yep, in the rain) and still had a great time!

Rained most of the day in Santa Rosa, but fortunately we were under cover of the jeep for the better part of the tour.

No dust! Beautiful spot, 400 rolling acres subdivided into separate “pastures” for different critters with 3 large lakes.

The walking tour took us inside a large aviary (got rather wet in there although they did give us ponchos). They have a large variety of birds, some hand raised and quite social and it's very easy to avoid “man made” objects. Very recommended for those without the funds or time to go to Africa!

Submitted by: Karen Wyatt

YOU HAVE FOOD FOR ME?

KAREN WYATT PHOTOGRAPHS





KAREN WYATT PHOTOS

**NEW PLACER CAMERA
CLUB PATCHES ON SALE
AT THE NEXT MEETING..**



**Sew on patches of the new
Placer Camera Club Logo
have arrived....**

**They are 3" square so they
can be used on jackets,
vests, and hats.**

**Jim Cormier
530-637-1162**

ONLY \$ 5.00 ea.

**I only ordered 50 patches
so they won't last long...**

"GET YOUR'S NOW"

FOR SALE

LENS—

Nikon DX VR AF-S NIKKOR 18/105 1:3.5-5.6 G ED

Kenko UV Filter

Moose Anderson Warm Circular Polarizer

Kalt 67to77mm adopter

This lens has just been re-calibrated at the Nikon factory and is sharp and in like new condition. Must sell as I have purchased a new 2.8 constant aperature lens.

Asking \$300

Jack Bachelder

916 663 4746

[<jackbachelder@sbcglobal.net>](mailto:jackbachelder@sbcglobal.net)

WHAT JUDGES LOOK FOR IN PHOTOS

You're probably wondering why we pick one image over another; there actually are some simple rules of photography we look for in each photo. Common mistakes are:

You're probably wondering why we pick one image over another; there actually are some simple rules of photography we look for in each photo. Common mistakes are:

(1) A photo out of focus, either the whole photo or part of it in an important location such as the bottom front of the print.

(2) Too much "clutter" in the picture. We want our attention to go directly to the subject, not see a lot of competing, but not necessary, clutter around it.

(3) Exposure - is the picture too light or too dark to easily see the subject.

(4) Poor lighting, a "flat" image where rocks, subject, sky, etc., all blend together without different shadows, colors, etc. or the opposite where the sun might bleach out the lighter parts of the image, giving no texture to those areas.

There are other more subtle criteria we look for; placement of the subject, size of the subject within the image, etc., but the 4 listed above are the first and foremost most commonly seen, easily correctable problems that usually cause a photo to be eliminated.

For more specific guidelines, please feel free to drop in on any of our Placer Camera Club meetings and ask questions! We have meetings the third Tuesday of each month at 7:00 at the Beecher Room in the Library off Nevada Street. We have short programs, critique our own images, have "how-to" presentations and to end it all, great desserts!!

Board Members

President Mike Schumacher
1st Vice Pres. Richard Myren
2nd Vice Pres. Howard Godfrey
Secretary Dick Bosworth
& Liz Staats
Treasurer Judy Hooper

Committees

Webpage & Publicity

Sue Barthelow

Education Committee

Howard Godfrey
Jerry Berry
Lee Whiting

Equipment

Judy Hooper
Richard Myren

Judge Selection

Bruce Gregory
Howard Godfrey
Mike Schumacher

Image Evaluation Data

Judy Hooper
Tony Middleton

Placer Color Newsletter Editor

Ardath Winterowd

Refreshments

Bonnie Godfrey
Kristi Middleton

Greeters & Badges

Jim Bennett

CHECK OUT THE.....

Placer Camera Club Webpage

[<http://placercameraclub.org>](http://placercameraclub.org)

Placer Color Newsletter Editor

530-886-8364

[<ardaths@wavecable.com>](mailto:ardaths@wavecable.com)

Don't forget our tutorials webpage at:

[<http://www.placercameraclub.org/tutorials/index.html>](http://www.placercameraclub.org/tutorials/index.html)

Huey Monitor Calibration

The club has a Huey monitor calibration system
for use by club members.

WANT TO 'CHECK OUT' HUEY?

Contact Judy Hooper – 530-888-8308