


Volume 50 Number 6 PO Box 4990, Auburn, CA. 95603 June 2012 est.1952

The Placer Camera Club meets the third Tuesday of each month except August in the Beecher Room of the Auburn Placer County Library, 350 Nevada Street, Auburn, CA. Visitors are always welcome.

An informal gathering at 6:30 PM is followed by the meeting which starts promptly at 7PM.

The President's Corner



This Month we have **Theme Night**. The Theme will be Monochrome, any subject. Monochrome is defined as white and any other color, b&w, sepia, infrared, etc. During our Theme Night we discuss images as a group. Send your one image to:

placercameraclub@gmail.com

In addition there will be a matt cutting demo. Cutting a matt for your

images is easier than you think, we'll show you how.

Jeannie Broussal will give a short presentation on auto racing photography.

July will be our **Members Choice Print Awards**. There will be 3 categories: Open, Travel & Nature, 2 entries per category. Presentation matters for these awards. We will judge each category one at a time in house with awards for 1st, 2nd & 3rd place. Any image can be submitted, it does not have to have been shown during the year. Start gathering up your prints!

Also in **July** we will have member **slide shows**. Make a digital slide show of no more than 4 minutes maximum, any subject. The only requirement is it must be a connected theme.

I'd like to talk a little about P.S.A., The **Photographic Society of America**.

PSA is a national organization with members worldwide. It has set standards for image category definitions which we and many other clubs follow. PSA has been around for many years and has had some renown photographers as members, Ansel Adams for one.

PSA has local chapters, Gold Rush is the chapter for Northern California. Gold Rush meets 4 times a year in

The President's Corner continued

Sacramento. Guest speakers and member photography are presented at the meetings. Meetings are on Weekend days so are easy to attend. Meetings are typically 9 am to 3 pm or so. You do not have to be a member to attend Gold Rush. "I have always been inspired and or learned something at these meetings without fail".

If you want to take your photography to the next level I suggest attending the next Gold Rush meeting in August. In the mean time check out both PSA & Gold Rush's website.

PSA: <http://www.psa-photo.org/>

Gold Rush:

<http://www.psa-goldrush.org/>

See you June 19th!

Mike Schumacher

President Placer Camera Club



Calendar of Upcoming Events

2012					
January	February	March	April	May	June
S M T W T F S 1 2 3 4 5 6 7 8 9 10 11 12 13 14 15 16 17 18 19 20 21 22 23 24 25 26 27 28 29 30 31	S M T W T F S 1 2 3 4 5 6 7 8 9 10 11 12 13 14 15 16 17 18 19 20 21 22 23 24 25 26 27 28 29	S M T W T F S 1 2 3 4 5 6 7 8 9 10 11 12 13 14 15 16 17 18 19 20 21 22 23 24 25 26 27 28 29 30 31	S M T W T F S 1 2 3 4 5 6 7 8 9 10 11 12 13 14 15 16 17 18 19 20 21 22 23 24 25 26 27 28 29 30	S M T W T F S 1 2 3 4 5 6 7 8 9 10 11 12 13 14 15 16 17 18 19 20 21 22 23 24 25 26 27 28 29 30 31	S M T W T F S 1 2 3 4 5 6 7 8 9 10 11 12 13 14 15 16 17 18 19 20 21 22 23 24 25 26 27 28 29 30
July	August	September	October	November	December
S M T W T F S 1 2 3 4 5 6 7 8 9 10 11 12 13 14 15 16 17 18 19 20 21 22 23 24 25 26 27 28 29 30 31	S M T W T F S 1 2 3 4 5 6 7 8 9 10 11 12 13 14 15 16 17 18 19 20 21 22 23 24 25 26 27 28 29 30 31	S M T W T F S 1 2 3 4 5 6 7 8 9 10 11 12 13 14 15 16 17 18 19 20 21 22 23 24 25 26 27 28 29 30	S M T W T F S 1 2 3 4 5 6 7 8 9 10 11 12 13 14 15 16 17 18 19 20 21 22 23 24 25 26 27 28 29 30 31	S M T W T F S 1 2 3 4 5 6 7 8 9 10 11 12 13 14 15 16 17 18 19 20 21 22 23 24 25 26 27 28 29 30	S M T W T F S 1 2 3 4 5 6 7 8 9 10 11 12 13 14 15 16 17 18 19 20 21 22 23 24 25 26 27 28 29 30 31

Be sure to mark your calendars for the June 19th meeting.

Lots going On that night.

Pg. 1

CIVIL WAR REENACTMENT

Reenactors of the American Civil War



Northside School Cool, CA



Photo by Jim Cormier



Photo by Jim Cormier



Photo by Jack Bachelder



Photo by Pam Bachelder

CIVIL WAR REENACTMENT

Reenactors of the American Civil War



Northside School Cool, CA

Continued



Photo by Pam Bachelder

We found out about this shoot in Cool at the last minute so Jack & Pam Bachelder and I headed over to take a few photos.

The Reenactment was held at Northside School in Cool, CA. on April 15, 2012.

We had a great time and got some great shots. The challenge for shooting this event was all of the signs, fences, cars and the like almost in every shot.

We spent quite a bit of time in Photoshop Elements and Adobe Light room when we returned home from the shoot..



Photo by Jim Cormier



Photo by Jack Bachelder

Shooting Up-Country.


Too early for the high-country, so let's go shooting "up-country", the 5000 plus elevation of Placer County's French Meadows. Last week we traveled thru the thousand foot high canyons of the Middle Fork of the American River to the French Meadows reservoir on our annual early spring search for wildlife, mountain flowers and to see what the winter snows have done to our mid-mountain playgrounds.

The canyon walls on the way up were festooned to the top with yellow bush Monkey Flowers which we just had to stop and grab a shot or two. After crossing the dam and turning left for the campgrounds, a coyote trotted across the road in front of us, his winter coat still thick and dark. In the next two miles from the boat launch to the river crossing I figure we have a one –in –four chance of seeing a bear. I know of no other place where just driving along on a paved road in the mountains where about 25% of the time you will have a California Black Bear cross in front of you. Yep...there he is....but his is a shaggy yellow-white, has not lost his adolescent winter coat yet. We jump out and creep as close as we dare, but he just won't pose without all those branches over his face. A few shots and we decide to check out Chipmunk Ridge.

This road off to the right is a little rough and 11 miles over to Hell Hole reservoir but the first mile of this road has the best flowering Dogwood display in the Sierra, as far as I can find. The Subaru Outback takes it slow but safely the 3 miles up to the top of the ridge. I had just told Shirley my wife to keep a good lookout for the migrating deer herd that uses this ridge as a route, when we popped over the top to stare at two does and a small buck who wonder who we are. Shirley shoots like crazy out of the car window, but I have food on my mind and one of the best lunch spots in the Sierra is only one-hundred yards up the ridge. Lunch from this spot is time deducted from worldly cares, as the view north reveals all the high peaks of the Donner Pass, and the views down to the lake 800 feet below are superb. We travel down towards Hell Hole on the remainder of the paved road it was, only to find a mountain side of flowering purple-blue Phlox, just before the Hell Hole road and our way home. I know I have left out a lot we saw on that day trip, just so when you take this drive you will have some surprises to see too.



French Meadows Black Bear..




Lower French Meadows Reservoir.

Shooting Up-Country.

Continued



Upper French Meadows Reservoir.






Monkey Flowers.



Doe on Chipmunk.





The Magical Container.

Contributed by Karen Wyatt.

So I bought this wonderful magical container with a thousand names of flowers, most of which I hadn't heard of; optimistically put them into an unoccupied bin, not wanted by the ever needy veggies, - watered, waited and watched. Presto!!! No travelling, choose my lighting, breeze, time of day - now this is MY way of shooting these elusive beauties!! - Karen





Camera Equipment FOR SALE

Offered by Richard Black

Camera Stuff - My reason for selling this gear is that I have moved to a larger format camera. If I have not sold the equipment, I will bring it to the next meeting.

Lens - Nikon Auto Focus. 70-300mm f4.5-5.6. It does not have the VR (Vibration Reduction). The new version of this lens came out with VR, and the price went up a couple of hundred dollars. Mine since new. Lens hood. Front and Rear Cover. **\$120**

Lens - Nikon Auto Focus 18-200mm 3.5-5.6mm G ED VR lens. If you want only one lens for your camera, this is it. It has been mine since new, and I have cared for it. Lens hood, front and rear cover. Practically everyone with a Nikon digital camera also has this lens. It is a classic. I should call it like new as I can find no marks, scratches or other disfigures on the lens, but I will rate it excellent. Mine since new. **\$575** (\$849 Amazon)



Lens - Sigma. 150 - 500mm. 5-6.3 APO HSM. Optical Stabilizer. This one I can really call new. I made the dumb decision to buy it, and then went to a large format camera. It is a large beautiful lens. The lens is fitted with a tripod arm. It was made in Japan by Sigma, a lens maker that usually meets, and sometimes exceeds Nikon lenses. This lens comes with a padded canvas carrying case. It has front and rear covers, and a lens hood. Original box. If you like shooting athletics or wildlife, this is it. My loss is your gain. **\$650** (Amazon \$1,069)

Low Pro Camera Bag made for an SLR camera and two lenses. Several pockets leave room for a spare battery, extra cards, filters. etc. It is in excellent condition. **\$25**

Call Dick Black 916-632-2417

Photography Contest

Entries Due August 3rd

Submitted by Carol Smith



Category Winners - \$50

Judges choose a winner from each category.

Best of the Best - \$100

Judges select overall best photo from the category winners.

Fan Favorite - \$150

Website: www.roseville.ca.us/photocontest/

There is a downloadable Pdf Entry Form on the upper right corner of the home page.

After submitting all photos in appropriate categories, submitters choose one photograph to compete for Fan Favorite. The file name of your Fan Favorite nominee must be listed on the entry form. Fan Favorite photos and photographers' names will be posted on the Roseville Park, Recreation & Events Facebook page. The photo with the most "likes" wins. Voting begins on Friday, Aug. 10th and closes on Friday, Aug. 31st.

Here are some easy to make faux pas you can execute in your pursuit of photo-nirvana. Not for the rank amateur, these are at a threshold above the “I forgot to recharge my battery” and the “I left the memory card in my pc” situations. As a bonus, I have included some remedies that may spoil your first-hand experience with these beauties. I claim personal first hand experience with developing this inventory.

1. This 12 seconds of beeping is brought to you by you

Ever set-up a shot with a 12 second delay so you can get into the photo? Then you forget to reset and find that your next action shot occurs with 12 seconds of a beeping countdown! Rumor has it that some professionals aspire to this one.

Here's a couple ways to respond to such: Wait for camera makers to make a camera that resets itself on the next photo or that verbally announces “do you really want a 12 second delay?”. Pretend that this is part of your perfection of setting up a shot and that you are doing this on purpose.

2. Why am I getting so many photographs on this SD card?

Ever adjust your image setting for a lower resolution because you are just taking a photograph of some info you need, like a marquee with show times - why go 10 pixels when 2 or 3 would suffice and you won't waste memory? Then you forgot to reset and find that on day 8 of your trip that you have a bunch of 2 mega pixels shots!

Response: Don't even think of doing this. Wait for camera makers to build verbal responses that warn you that “this feature was an afterthought”.

3. It is so bright out here, I can't review captures or previews on my LCD.

So, you are in the high desert, maybe Utah which bills itself as “Life Elevated” and you can agree without the aid of drugs or religion that your LCD is just blurred out like - **Photo A** below.

You may not be able to rely on automatic settings in this harsh and contrasting environment.

Try resetting your preview function to show curves like - **Photo B** below. At least with this view you can check your curves to see if your exposure is correct. Or, maybe just crawl back into your cave and wait for dusk.

4. When you are on the road and you show up to the local library to do some Internet and catch-up on events at 10am (the time that displays on your camera), their opening hour, they refuse to do so for another hour.

Any trip to Four Corners will catch you on this one as Arizona is kinda like in a “zona” by themselves (no daylight saved there). The ‘retentive’ will be consumed by border crossings and appropriate time adjustment on their cameras in this part of the USA.

Response: Wait for camera makers to incorporate a GPS based system for time zone corrections. Forget time of photograph imprinting. Bribe the librarian.

5. If you are going to the great south west (Nevada, Utah and Arizona), it is not as leisurely a trip as it may seem.

It is a shame to travel to this area and come back with photographs that suffered from the high noon look.

Plan your trip to be at your highlight areas at dusk and or dawn. Pray for clouds like this one I got of the eclipse on my way back from my recent trip to the south west like **Photo C** below.



Photo A



Photo B




Photo C

The beginning of June I had the pleasure to visit Audubon Canyon Ranch in the Bolinas Lagoon area of Marin County. The canyon is a well known Egret nesting site that allows public viewing of the nesting birds and their chicks. This year marked a change, in that the birds moved to a different group of trees in the canyon. As a result, the nests are farther from the viewing area and more challenging to capture detailed images. The Audubon website gives updates as to the progress of the nests, as the chicks have just recently hatched, and will be growing in size and activity (<http://www.egret.org/node/928>).

The panorama type photo of several nests was taken from this viewing area, with a 600mm focal length lens on a crop sensor camera from a distance of 200+ yards. The image quality was reduced due to atmospheric distortion as the warm afternoon air rose in the canyon. This view was better with binoculars, and provided the best perspective down upon the nests. I spent about 60 minutes at the viewing platform watching and listening to the birds across the canyon.

After walking back down to the visitor's center, I observed the Egrets from behind the buildings, looking up at from ground level. This view was closer and greatly reduced the atmospheric distortion. From this perspective I got some lovely photos of the Egrets flying to and from their nests bringing sticks to their mates.


This was my first visit to this site since my childhood. I would highly recommend a visit, perhaps as part of a weekend in the Point Reyes National Seashore. We are fortunate to have this unique gem within a days drive of our community.



PCC Members Websites

We are starting a list of Placer Camera Club member websites. I am gathering a list of member websites and will email the list out as soon as it is ready. When the list is complete we will link to member websites from the Placer Camera Club website. If you would like your website or blog to be included send the website to me at radioman@sebastiancorp.net If you can, put a link from your website to the Placer Camera Club website. This is what I have so far:

Jim Cormier	http://www.squareonegraphics.com/
Jim Bennett	http://www.youtube.com/user/lookydude
Bill Stenwick	http://bill-stenwick.smugmug.com/
Sande Parker	http://windsongphotographytoday.com
David Keyes	http://davekeyesphotography.com
Robbin Maloney	http://robbinmaloneyphotography.com
Mike Schumacher	http://morningstarimages.com
Truman Holtzclaw	http://www.abiphotos.com/
Walt Carnahan	http://www.sierrafoothillsaudubon.com/
Ardath Winterowd	http://flic.kr/s/aHsjyv86dM
Ron Parker	http://www.photographybyronparker.com/
Rod Bonser	http://tinyurl.com/rods-photo-sets
Sue Barthelow	http://www.suebarthelow.com/
	http://www.suebarthelowimages.com/




It's your camera. Learn how to use it.

**Join the Placer Camera Club and
attend the monthly meetings.**

Join Today!

**There are members from all skill levels
who are willing to help you with your
photography questions.**

From Your Editor.



Placer Camera Club Members...
Things are coming along nicely with
my transition to PCC Newsletter editor.

If you have any suggestions on how I
can improve the newsletter feel free to
pass them on to me by e-mail or
phone.

I have been receiving lots of positive feedback on the
newsletter so far so that's a good indication that you are
all happy with the PCC newsletter.

I look forward to your submissions each month to help add
interest to our Newsletter.

Jim Cormier
Your Newsletter Editor.



Sew on Placer Camera Club Logo Patches

If you haven't purchased your very own **Placer Camera Club Patches** they are still available for just **\$5.00** each. You can call **Jim Cormier at 530-637-4700** or send him a check made out to Square One Graphics and he will mail your patches out to you. The patches are a great way of identifying where you are from when you are out in public on a shoot.

Get yours today while they last. Only 12 left.

I did some checking on 8-inch patches for the back of a jacket.
The costs are: 5 pieces \$33.25 each OR 10 pieces \$21.35 each.
Is anyone interested? Call or e-mail me.

Board Members

President	Mike Schumacher
1st Vice Pres.	Richard Myren
2nd Vice Pres.	Howard Godfrey
Secretary	Dick Bosworth & Liz Staats
Treasurer	Judy Hooper

Committees

Webpage & Publicity

Sue Barthelow

Education Committee

Howard Godfrey

Jerry Berry

Lee Whiting

Equipment

Judy Hooper

Richard Myren

Judge Selection

Bruce Gregory

Howard Godfrey

Mike Schumacher

Image Evaluation Data

Judy Hooper

Tony Middleton

Placer Color Newsletter Editor

Jim Cormier

Refreshments

Bonnie Godfrey

Kristi Middleton

Greeters & Badges

Jim Bennett



Visit our website

www.placercameraclub.org

Placer Color Newsletter Editor

Jim Cormier

530-637-4700

jim@squareonegraphics.com

We have a great selection of
Tutorials on our website...

Huey Monitor Calibration

The club has a Huey Monitor Calibration System
for use by the members.

TO CHECK IT OUT

Contact Judy Hooper • 530-888-8308

Members who contributed articles
and photographs for this months
newsletter.

Mike Schumacher

Jim Cormier

Jack Bachelder

Jim Bennett

Jim White

Patrick Jewel

Karen Wyatt

David Broady

