



# PLACER CAMERA CLUB

## FEATURED THIS MONTH

- The President's Corner
- Photographic Goal Vs Purpose
- Using the Color Wheel
- Firmware Update
- Action Camera Spring Swap Meet
- Early Aviation Navigation Concrete Arrows and Beacons



THE NEWSLETTER THAT FOCUSES ON PHOTOGRAPHERS IN THE FOOTHILLS

# PLACER COLOR

The Placer Camera Club meets the third Tuesday of each month except August in the Beecher Room of the Auburn Placer County Library,  
350 Nevada Street, Auburn CA.  
Visitors are always welcome.  
The meetings start at 6:30 PM.

## The President's Corner

This month Truman Holtzclaw will give a presentation on Wide Angle Photography. I think you'll enjoy it. In addition we will have Theme Night. The Theme is Isolation / Isolated Object. We will discuss the images as a group. If you want to remain anonymous that is ok. Send your one image to [placercameraclub@gmail.com](mailto:placercameraclub@gmail.com) Tony Hallas will continue his short Photoshop series with the color wheel this month.

Wildflower season is beginning with Poppies showing up around the area.

This coming year we hope to have more short presentations on photography related subjects. If you have an idea for one and would like to present it (15 – 20 minutes) let me know.

Our refreshment committee is Ardath Winterowd, Judy Hooper and Jim Gamble. We will need club members to bring goodies for our meetings. There is a sign up sheet for this purpose. See one of the committee members.

Mike Schumacher  
President Placer Camera Club



## Firmware Update?

Jim Cormier



I attended an advanced Nikon DSLR two hour class at Action Camera last week and one of the things they stressed was to be sure to update your firmware as it becomes available.

I checked the Nikon web site and see that there is a firmware update for my Nikon D800. I want to do the update but I have read that if it is not updated correctly that it could render the camera inoperable. I am looking for someone in the club who has done a firmware update to their Nikon camera to possibly give me a hand getting my firmware updated. If you would be willing to help me with the update please contact me by phone at 916-409-5237 or e-mail me at [jim@squareonegraphics.com](mailto:jim@squareonegraphics.com).



## ACTION CAMERA SPRING SWAPMEET

Contributed by Jim Cormier

Join Action Camera, April 12th for their spring Tailgate Camera SwapMeet! Their SwapMeet works similarly to a yard sale, but it's all for photo equipment! We usually see everything from darkroom equipment and vintage cameras to digital DSLR. and tripods. This event officially begins at 8AM, but sellers are advised to arrive between 6AM-7AM to secure a good spot. There is no charge to buyers or sellers and if you plan to sell, bring your own table. Action Camera will be open during the event, and maybe even have a few sales ;) The SwapMeet will happen rain or shine so be sure to stop by and check out all the used gear, as well as the cool camera collectibles.

Visit Action Camera's Official SwapMeet Events page at <https://www.facebook.com/events/725881777529885/>



"Be there early before all the good stuff is gone."



1000 Sunrise Avenue Suite 108

916-786-2288

Dewitt Jones, the photographer, has a blog entitled Celebrate What's Right that comes out weekly. It's generally focused on seeing the positive aspects of life and has a optimistic outlook. At times he has guest columnists with a similar point of view.

Recently he had a column where he differentiated between The Goal & The Purpose of photography. It was thought provoking regarding what we are really doing when we go out with our cameras. In essence when we go out with a specific photo in mind, almost like an assignment, that's a goal. The purpose is much broader in nature, it's more like when we begin to see the world around us with appreciation for everything around. It's from there that we distill successful photographs.

Below are a couple of quotes from the article by Mr Jones and a link to the biog. article so you can read it for yourself.

"I make sure that, before I even take my cameras out, I have truly opened my eyes. Truly opened my eyes, not just to those things I think might make a fine photograph, but to everything around me. To ask, as Minor White did, not "what will I take today?" but "what will I be given?" To allow myself to fill with gratitude at everything I see through my lens. That's the connection I seek and when I can achieve it, I honestly wouldn't care if I found I'd forgotten to load my camera with film."

"In the big picture, the seeing is always more important than the capturing; the experience is always more important than the photograph; the purpose is always more important than the goal. It's taken me a long time to see it, even longer to have the courage to say it, but it's true." - Dewitt Jones

<http://www.celebratewhatsright.com/article/2015/02/22/goal-and-purpose>

I think we all may have different goals when we go out, but as we mature as photographers our purpose and the appreciation of what's around us develops more strongly. I've had many conversations with photographers commenting on how much more they see and appreciate when they're out regardless of whether they have a camera with them or not.

Bruce Gregory

## Using the Color Wheel

Contributed by Tony Hallas

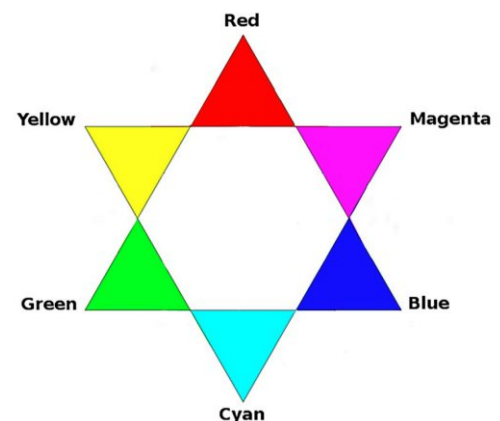
Take a look at the color wheel ... the arrangement of the colors around the wheel are not arbitrary but follow some very important rules.

1. Opposite colors ALWAYS add up to 100%. What does this mean? If you have some red and you want less of it ( decrease the red ) you will add that exact amount to the cyan. Thought of another way, decreasing red makes a picture more cyan ... only now you know why!!! It works the other way, too ... if I decrease the cyan, that amount gets added to the red and shazam ... the picture gets more red. This applies to OPPOSITE colors in the wheel. In other words ... if I have a picture that is too green and I want to decrease the green, I don't sweep it under the rug. What happens is the amount that I decrease the green causes a like increase in the magenta ( which makes the picture less green ). Everything always adds up to 100% ...!!!

2. Colors are made from equal amounts of the adjoining colors. For example ... green = equal amounts of yellow + cyan. Looked at another way ... if you have cyan and you want to make it more green ... add yellow. Or if you have cyan and you want to make it blue ... add magenta. You can also formulate this by thinking ... I have a color, I want it to be the color next to it, so I go "one more" in that direction and that's the color I need to add.

**Quiz:** If you have magenta and you want to make it red ... what color do you add???

Be familiar with this because we will use it at the next meeting to demonstrate how "Selective Color" in Photoshop works. Don't like that cyan sky in your photo and you want it to be more blue ... have we got a trick for you ...!!!





In the 1920's the US Postal Service established a system of concrete arrows on the ground under a flashing beacon across the US roughly following what is now Interstate 80. The planes of the day didn't have any electronic navigation aids to keep the Air Mail on course. The beacons were a line of sight fly by the seat of your pants system. A pilot would find a beacon fly over & point his plane in the direction the concrete arrow indicated and look for the next beacon then repeat.


Today there are surviving arrows in some places, and a few beacons. Most of the beacon towers were torn down during WWII for the scrap metal.

On a recent trip to Nevada I photoed two of the arrows, one near Lovelock, and one on Golconda Summit further east on I80, both are within sight of I80.

The below website has a history & explanations. Using the info at the bottom of the article I was able to locate the two arrows, linked to the article locations are Google Earth images of the arrows locations. We had pictures to guide us. <http://sometimes-interesting.com/2013/12/04/concrete-arrows-and-the-u-s-airmail-beacon-system/>

If you Google Concrete Arrows, US Postal Service Navigation Beacons, or similar terms you'll find several websites regarding the surviving arrows.. It will be fun to search for more in my travels.

Bruce Gregory




# PCC Members Websites

We are starting a list of Placer Camera Club member websites. I am gathering a list of member websites and will email the list out as soon as it is ready. When the list is complete we will link to member websites from the Placer Camera Club website. If you would like your website or blog to be included send the website to me at [radioman@sebastiancorp.net](mailto:radioman@sebastiancorp.net) If you can, put a link from your website to the Placer Camera Club website. This is what I have so far:

Jim Cormier	<a href="http://www.squareonegraphics.com/">http://www.squareonegraphics.com/</a>
Jim Bennett	<a href="http://www.youtube.com/user/lookydude">http://www.youtube.com/user/lookydude</a>
Bill Stenwick	<a href="http://bill-stenwick.smugmug.com/">http://bill-stenwick.smugmug.com/</a>
Sande Parker	<a href="http://windsongphotographytoday.com">http://windsongphotographytoday.com</a>
David Keyes	<a href="http://davekeyesphotography.com">http://davekeyesphotography.com</a>
Robbin Maloney	<a href="http://robbinmaloneyphotography.com">http://robbinmaloneyphotography.com</a>
Mike Schumacher	<a href="http://morningstarimages.com">http://morningstarimages.com</a>
Truman Holtzclaw	<a href="http://www.abiphotos.com/">http://www.abiphotos.com/</a>
Walt Carnahan	<a href="http://www.sierrafoothillsaudubon.com/">http://www.sierrafoothillsaudubon.com/</a>
Ardath Winterowd	<a href="http://flic.kr/s/aHsjv86dM">http://flic.kr/s/aHsjv86dM</a>
Ron Parker	<a href="http://www.photographybyronparker.com/">http://www.photographybyronparker.com/</a>
Rod Bonser	<a href="http://tinyurl.com/rods-photo-sets">http://tinyurl.com/rods-photo-sets</a>
Sue Barthelow	<a href="http://www.suebarthelow.com/">http://www.suebarthelow.com/</a>
Tony & Kristi Middleton	<a href="http://tony-and-kristi-middleton.artistwebsites.com/">http://tony-and-kristi-middleton.artistwebsites.com/</a>
Barry Walton	<a href="http://www.barrywaltonphoto.com/">http://www.barrywaltonphoto.com/</a>
Carol Smith	<a href="http://infocusdaily.com/">http://infocusdaily.com/</a>
Steve Aldridge	<a href="http://www.stevealdridgephoto.com/">http://www.stevealdridgephoto.com/</a>
David Howland Potter Photography	<a href="http://www.davidhowlandpotter.com/">http://www.davidhowlandpotter.com/</a>
Marc Kessman	<a href="http://www.mellowtoxin.com">http://www.mellowtoxin.com</a>
Jim & Shirley's Blog	<a href="http://www.padhorski.blogspot.com/">http://www.padhorski.blogspot.com/</a>
Bruce Gregory	<a href="https://www.flickr.com/photos/17178767@N05/with/13636856793">https://www.flickr.com/photos/17178767@N05/with/13636856793</a>



## From Your Editor.



Hi Placer Camera Club Members

We had a great response for submissions to the Newsletter this year. It is getting a little larger in actual number of pages as well as overall file size but we had so much great stuff I didn't want to leave anything out. I think dealing with larger files is worth the display of content submitted by the PCC members.

If you have any comments drop me an [e-mail](#).

Jim Cormier  
Your PCC Newsletter Editor

**NOTE:** When you submit an article for the newsletter please keep it at 150 words in length and if you have photos that accompany your article please try and send no more than two photos. If your article warrants more than two photos to maintain its impact we can make exceptions on a case-by-case basis.

## Sew on Placer Camera Club Logo Patches

If you haven't purchased your very own **Placer Camera Club Patch** there is still 1 available for just **\$5.00** each. You can call **Jim Cormier** at **916-409-5237** or bring **\$5.00** cash to the next PCC meeting

**Get yours today while they last. Only 1 left.**

**"When they're gone-they're gone"**





## Board Members

<b>President</b>	Mike Schumacher
<b>Vice Pres.</b>	Dick Bosworth
<b>Secretary</b>	Liz Staats
<b>Treasurer</b>	Mary Nunes
<b>Member at Large</b>	Tony Middleton

## Committees

### Webpage & Publicity

Sue Barthelow

### Education Committee

Tony Middleton

### Equipment

Mike Schumacher

Richard Myren

### Judge Selection

Bruce Gregory

Mike Schumacher

### Image Evaluation Data

Judy Hooper, Tony Middleton

### Placer Color Newsletter Editor

Jim Cormier

### Annual Awards

Debbie Cabrera

### Refreshment Coordinator

Judy Hooper, Ardath Winterowd

### Greeters & Badges

Jim Bennett

Visit our website

[www.placercameraclub.org](http://www.placercameraclub.org)

### Placer Color Newsletter Editor

Jim Cormier

916-409-5237

[jim@squareonegraphics.com](mailto:jim@squareonegraphics.com)

We have a great selection of  
Tutorials on our website...

### Huey Monitor Calibration

The club has a Huey Monitor Calibration System  
for use by the members.

### TO CHECK IT OUT

Contact Mary Nunes • 530-885-9816

Members who contributed articles  
and photographs for this months  
PCC newsletter.

Mike Schumacher

Bruce Gregory

Tony Hallas

Jim Cormier

