



PLACER CAMERA CLUB

FEATURED THIS MONTH

- Presidents Corner
- For Sale
- Photo Critique Judge Josh Miller
- February Meeting Presenters
- Death Valley Jack's Web Site
- File Naming Convention
- Photographing Wildlife
- Egret Hearts
- Anne Miller Presentation



THE NEWSLETTER THAT FOCUSES ON PHOTOGRAPHERS IN THE FOOTHILLS

PLACER COLOR

The Placer Camera Club meets the third Tuesday of each month except August in the Beecher Room of the Auburn Placer County Library,
350 Nevada Street, Auburn CA.
Visitors are always welcome.
The meetings start at 6:30 PM.

The President's Corner

This month we have Projected Image Critiques. Josh Miller will critique our images. In addition, Josh will give a presentation on 'finding your artistic vision'. See Josh's bio in this issue of the newsletter. Our new projector can handle images of up to 1920 pixels horizontally. Send your 3 images to placercameraclub@gmail.com by March 15th. If you haven't seen our re-designed website take a look. Webmaster Dennis Morgan has done a great job and continues to tweak and update the website, Dennis has put January's Image Critique 12's up and is working on February's. <http://placercameraclub.org/>

The club also has a Face book page: <https://www.facebook.com/groups/922657154461718/>

This coming year we hope to have more short presentations on photography related subjects. If you have an idea for one and would like to present it (15 – 20 minutes) let me know.

Our refreshment committee is Judy Hooper and Jim Gamble. We will need club members to bring goodies for our meetings. There is a signup sheet for this purpose. See one of the committee members.


Mike
Schumacher
President
Placer
Camera Club



FOR SALE

Tony Hallas

I have for sale 8 - Hoya "extra quality" HMC ND 400 (9 f/stops) 67mm filters all new unopened. My price \$30, discount street price ... \$50. These filters allow you to get "dreamy" ocean vistas, or waterfalls looking like silk, in broad daylight. They allow very slow shutter speeds when the light is strong.



Sharp XR-10XI digital projector. 1024 x 768, spare bulb (used).

This is the old club projector. **\$75**

Contact Mike @ **530-367-4505** or radioman@sebastiancorp.net



HAPPY HOLIDAYS



Happy Easter To All!



Josh Miller is a photographer, writer and science teacher based in Northern California. In his professional life, Josh has worn many hats, including naturalist and photographer and often called upon by non-profit environmental organizations to promote public awareness for their causes. Josh teaches photographic workshops throughout the west. His award winning photographs are in many private collections and regularly appear in publications throughout North America including National Geographic, Audubon, Microsoft, Sierra Club, Backpacker Magazine, Outdoor Photographer, and Shutterbug Magazine. His work is represented by Aurora Photos.



Follow Josh on [FACEBOOK](#) & [INSTAGRAM](#). His web site can be viewed at www.joshmillerphotography.com





Jim White • Photos by Carol Smith



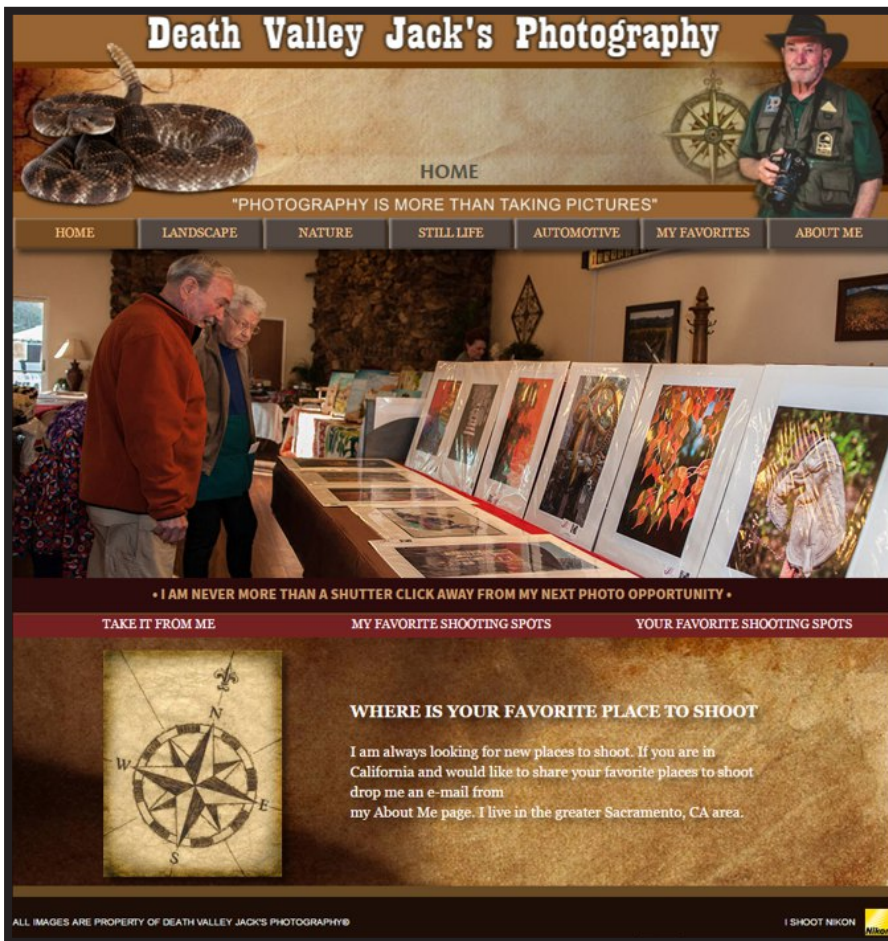
Jim Cormier • Photo by Carol Smith

Those of you who missed the February PCC meeting missed out on three informative presentations by three of our club members. Jim White did a presentation on the Better Beamer flash attachment, Jim Cormier did a presentation on the Rotolight Neo an LED on or off camera light continuous light source and Don Goldman did a presentation on a GPS tracking App for the iPhone.

Carol Smith sent me the photos of Jim White and myself giving our presentations. Carol was not able to get into position to take Don Goldman's photo during his presentation.

If you have an interest or topic that you would like to do a presentation on at one of the PCC meetings let Mike know and he will fit you into the schedule. It is presentations like this that make our meeting informative.

"I don't know if I would buy anything from either one of these characters if you know what I mean"



Jack Bachelder has finally taken a step into the 21st century by going live on the Internet with his new web site www.deathvalleyjacksphotography.com.

It has been my pleasure working with Jack on designing his new web site. I think the hardest part of this project has been for Jack to pick out the photos he wanted to showcase on his new site.

I used Adobe Muse software to design the web site. I am fairly new to this software, since joining the creative cloud, but I think the site is looking good.

I am sure Jack would appreciate your feedback on the new site. Keep your eyes on the site as we will be adding new photos as time goes by.



REQUESTED NAMING CONVENTION

Submitted by Dennis Morgan

Hi PCC Members,

I would like to reinforce the naming convention used for any images submitted as critique entries, themes, or other images which may be added to the website photos page. This is important because, I'm using the file name to extract the image title and author. I've actually written a software program to do this and eliminate some of the manual effort in displaying each image on the website.

For image title and photographer name, it's ok to have underbar characters (_) or spaces in each. For critique entries, it is very important to have two and only two hyphen characters separating the category, title, and author name.

I've also noticed that some image files have no EXIF information. This may be intentional and that's ok. I'm using the EXIF information (if present) to display F-stop, shutter speed, and copyright information. If photographers would like to see this info displayed with their photos on the website, they should make sure their post processing software does not eliminate. If they don't wish it displayed, they should insure it has been removed from the JPG file.

I almost forgot. It would also be helpful if at least one space or underbar character is provided between the author's first and last name. Eventually, I would like to be able to display photos on the website by selected member name. This will only work if the member/author spells their name exactly the same in each submitted photo.

Many years ago when I retired, I was recruited by U.C. Berkeley to help in their program to try and photograph Wolverine, which had never been done in California. For two winters I and another person, flew by helicopter from Auburn every Tuesday and Thursday to install and service 12 to 14 camera-bait stations from north of Truckee (Weber Lake) to just south of highway 4, Ebbets Pass. When we ran out of money for the helicopter after the second winter, I continued one more winter on the project using skis. We did this only when the Sierra was covered with deep snow because we did not want to attract bears which would tear up our sites. We also trained U.S. Forest Service personnel in using the Trail master film camera equipment so we could cover more of the state. Recently I used some of our trail photographs on another project and wondered if perhaps club members might be interested in trying wildlife trail photography, and seeing some of our pictures too. Digital trail cameras are available from \$129.95 up at Cabela's and other stores.

Early on we learned that bears do not hibernate in our Sierra. They may den up during bad weather but most bears hunt year round in the Sierra. We usually used a leg of a road-killed deer for attraction bait but also used hatchery trout in a chicken-wire basket. In a pinch I also used a few cans of sardines. All of these baits worked fine. We got photographs of bears, marten, fisher, flying squirrels, ring-tailed cats, snowshoe hares, coyotes, foxes, ermine, bobcat and a number of birds. The prize picture of all was a picture of a Sierra Red Fox taken by a Lassen Park ranger using the equipment in Lassen National Park. This species of fox was thought to be ex-patriated in the state. I was able to see two, live wild Wolverine while riding horseback during the summer period, but was never able to get a Wolverine picture. I have never used a digital trail camera but Shirley and I are going to give it a try, starting this spring. Stand by for that Wolverine picture.



Black Bear North Fork American River



Coyote in a tree.



Ermine on ON CK



Gray Fox



Pine Martin




Jim Wolverine Program.

I just returned from a three day photography workshop with Moose Peterson at the St. Augustine Alligator Farm in St. Augustine, FL. Despite the location, we weren't there to photograph alligators. The alligator farm, a St. Augustine fixture since the late 1800's, is the location of a native bird rookery that has evolved over the decades in the oak trees directly above the alligator swamp. The site is located along the Great Florida Bird Trail and native herons, egrets, ibis, spoonbills, and wood storks congregate there in the spring to build nests and raise their young. Because the alligators swim beneath the branches where the birds roost, predators are kept at bay so the colonies thrive. The boardwalks surrounding the swamp provide a closeup view of the birds and their nests, literally a bird's eye view!

Because we were there in late February, the birds were just beginning their nesting rituals and only the great egrets and a few spoonbills and snowy egrets sported breeding plumage. During breeding season, the skin and lore around the eyes of great egrets turn bright green and the birds grow a bridal-like train of ornamental back feathers that are long and beautiful and which once almost led to their extinction. The Victorian millinery trade demanded those sensuous white plumes for ladies' hats. The Migratory Bird Treaty Act of 1918 implemented a series of international treaties to protect birds that helped to save the great egrets and many other bird species whose plumage captivated the fashionistas of the day. I, too, was captivated by the beauty of those feathers and the displays of mating egret pairs. The males claim a location and flaunt their plumes in a seductive dance. When a female arrives, the male leaves the site and returns with a stick for the nest. Whenever the male egret returns, the pair join in the dance and it almost always results in their curved necks and heads creating a heart shape. I became obsessed with capturing photographs of the egret hearts.

I used my new **Nikon 600mm** lens and my **Nikon Df** exclusively at the Farm. On the first day, I took out my **300mm** lens and **Nikon D800** camera and thought I'd run around capturing other birds as they flew in and out but Moose wisely counseled me into returning these distractions to my camera bag so I could concentrate on one lens at a time. It was a good lesson. It made me focus on using just the big glass, sometimes with a **1.4X** teleconverter and sometimes with the converter and switching to **DX** mode (also called High Speed Crop for full frame cameras). It gave me an opportunity to get shots at **600mm**, **850mm**, and even as much as **1200mm** using the **DX** mode. I had to quickly change between horizontal and vertical framing because we were so close to the birds that their movements often extended outside of the frame. I became adept at switching between horizontal and vertical but I still got too many shots with missing wing tips, cropped heads, and no feet. Despite the challenges, though, what I loved about the St. Augustine trip was being able to focus on one subject using one lens at one location with our subjects so close that you couldn't miss a shot.

Here are some examples from my trip. I noted the focal length of the shot so you can get an idea of how close we were to the birds. The boardwalk often prevented us from moving further back. It's ironic that I was lusting after and finally acquired the 600mm lens, only to discover that it sometimes got me too close to capture the shot. None of these shots is cropped.





Great Egret Mating Display (600mm)



(Footless) Great Egret (850mm)



Great Egret Mating Display Heart (600mm)



Snowy Egret Preening (850mm)



Roseate Spoonbill Preening (600mm)



Recently at Gold Rush Chapter of PSA several of us saw a presentation by Anne Miller of Woodland on abstract photography. She has some marvelous images involving form, shape, line, color, etc which are pulled from a larger whole. <http://www.annemillerphotography.com/> Her subjects range from the sides of anchored ships to small portions of weathering posters on urban phone poles.

A recent trip to The Marin Headlands found us inside an abandoned battery turned into a graffiti gallery. With her images fresh in my mind I began seeing many images within the images. It's a great exercise to see what you can find within the confusion of a graffitied wall.

The long hallway had only natural light at one end. Long exposures were the order of the day & a tripod was a necessity. You can spend lot of interesting time here, we had to stop shooting here in order to get into place for our anticipated sunset shot.

Enjoy the hunt...


Bruce



Marin Headlands, Mendell Battery, Beyond the Light.



Marin Headlands, Mendell Battery, Halted Cable End.



Marin Headlands, Mendell Battery, Clash.



Marin Headlands, Mendell Battery, Justified.



Gold Rush Chapter
P R E S E N T E R

PCC Members Websites

We are starting a list of Placer Camera Club member websites. I am gathering a list of member websites and will email the list out as soon as it is ready. When the list is complete we will link to member websites from the Placer Camera Club website. If you would like your website or blog to be included send the website to me at radioman@sebastiancorp.net If you can, put a link from your website to the Placer Camera Club website. This is what I have so far:

Jim Cormier	http://www.squareonegraphics.com/
Jim Bennett	http://www.youtube.com/user/lookydude
Bill Stenwick	http://bill-stenwick.smugmug.com/
Sande Parker	http://windsongphotographytoday.com
David Keyes	http://davekeyesphotography.com
Robbin Maloney	http://robbinmaloneyphotography.com
Mike Schumacher	http://morningstarimages.com
Truman Holtzclaw	http://www.abiphotos.com/
Ardath Winterowd	http://flic.kr/s/aHsjyv86dM
Ron Parker	http://www.photographybyronparker.com/
Rod Bonser	http://tinyurl.com/rods-photo-sets
Sue Barthelow	http://www.suebarthelow.com/
Tony & Kristi Middleton	http://tony-and-kristi-middleton.artistwebsites.com/
Barry Walton	http://www.barrywaltonphoto.com/
Carol Smith	http://infocusdaily.com/
Steve Aldridge	http://www.stevealdridgephoto.com/
David Howland Potter Photography	http://www.davidhowlandpotter.com/
Marc Kessman	http://www.mellowtoxin.com
Jim & Shirley's Blog	http://www.padhorski.blogspot.com/
Bruce Gregory	https://www.flickr.com/photos/17178767@N05/with/13636856793
Dennis Morgan	http://www.morgansphotos.net
Jack Bachelder	http://www.deathvalleyjacksphotography.com/



From Your Editor.



Now that the club has a new projector we are really able to step up our game when it comes to image critiques. Dig through your archives and pull out some of your best photos and let's see them projected at the next image critique.



When you submit an article for the PCC Newsletter please try to keep it at 150 words in length and if you have photos that accompany your article please try and send no more than three photos. If your article warrants more than three photos to maintain the impact I can make exceptions on a case-by-case basis. Please put "PCC Newsletter" in the subject field when you make your submissions.

Jim Cormier
Your PCC Newsletter Editor

PCC Board Members



President	Mike Schumacher
Vice Pres.	Dick Bosworth
Secretary	Liz Staats
Treasurer	Mary Nunes
Member at Large	Judy Hooper

Committees

Web Master Dennis Morgan

Publicity Sue Barthelow

Education Committee Mike Schumacher

Equipment Mike Schumacher
Richard Myren

Judge Selection

Bruce Gregory

Mike Schumacher

Image Critique Data

Judy Hooper, Liz Staats

Placer Color Newsletter Editor

Jim Cormier

Annual Awards

Debbie Cabrera

Refreshment Coordinator

Judy Hooper, Jim Gamble

Greeters & Badges

Jim Bennett

Visit our website

www.placercameraclub.org

Placer **Color** Newsletter Editor

Jim Cormier

916-409-5237

jim@squareonegraphics.com

We have a great selection of
Tutorials on our website...

Huey Monitor Calibration

The club has a Huey Monitor Calibration System
for use by the members.

TO CHECK IT OUT

Contact Judy Hooper • [530-888-8308](tel:530-888-8308)

Members who contributed articles
and photographs for this months
PCC newsletter.

Mike Schumacher

Tony Hallas

Carol Smith

Jim Cormier/Jack Bachelder

Jim White

Don Goldman

Bruce Gregory

