



PLACER CAMERA CLUB

FEATURED THIS MONTH

- Presidents Corner
- Ananda Garden
- Equipment For Sale
- Ethan Russell Lecture
- Back From Winnemucca Again
- Photoshop Workshop
- What Is It?
- Old City Cemetery
- Photography Camp for Women



THE NEWSLETTER THAT FOCUSES ON PHOTOGRAPHERS IN THE FOOTHILLS

PLACER COLOR

The Placer Camera Club meets the third Tuesday of each month except August in the Beecher Room of the Auburn Placer County Library,
350 Nevada Street, Auburn CA.
Visitors are always welcome.
The meetings start at 6:30 PM.

The President's Corner

This month we have Projected Image Critiques with judge Jeff Burkholder. Jeff is a commercial photographer based in Sacramento. Send your 3 images to placercameraclub@gmail.com before May 17th.

At the May meeting Tony Hallas will give a presentation on Photoshop and masking.

On Saturday May 14th Jeff Burkholder will give a 3-hour workshop on Photoshop layers and masking. The club has rented the Beecher room at the library for this workshop. The hours are 1 to 4 pm. The cost will be \$20. If you want to go rsvp to placercameraclub@gmail.com.

In June we will have Print Image Critiques. You can submit 3 prints. More information to follow.

Don Goldman & Tony Hallas have re-done their websites. Don's is astrodonimaging.com/gallery and Tony's is astrophoto.com

If you haven't seen our re-designed website take a look. Webmaster Dennis Morgan has done a great job and continues to tweak and update the website, Dennis has put Image Critique 12's up.

<http://placercameraclub.org/>

The club also has a Facebook group page:
<https://www.facebook.com/groups/922657154461718/>

This coming year we hope to have more short presentations on photography related subjects. If you have an idea for one and would like to present it (15 – 20 minutes) let me know.

Our refreshment committee is Judy Hooper and Jim Gamble. We will need club members to bring goodies for our meetings. There is a signup sheet for this purpose. See one of the committee members.

Mike Schumacher
President Placer Camera Club



Ethan Russell Photographer


Dear Placer Camera Club,



My apologies for sending this out the day of your meeting--I only discovered you this morning. Could you share the following with your members and anyone else who might be interested?

Ethan Russell, the only photographer to shoot LP cover art for Beatles, Stones and the Who, will give a lecture/performance on May 20 at the Harris Center for the Arts at Folsom Lake College. Nice unassuming chap, lots of stories to tell--he's on the short list for iconic rock photographers of all time (his first photo was of Mick Jagger and the rest is history). He attended UC Davis in the 60s'.

See below for more--including Ethan's website--and go to www.HarrisCenter.net for tickets.

Dave Webb







Shooting flowers through the Plastic cover on a Golf Cart Karen Wyatt



Jack Bachelder

Springtime at Ananda
Open Every Day in April 10am - 5pm
Event weekends April 9-10, 16-17

- Chat with our lead gardener and designer
- Enjoy maple scenes on event weekends
- Only 20 minutes from Nevada City
- Please no dogs, no picnicking, no alcohol
- Check website for garden updates

Crystal Hermitage Gardens www.CrystalHermitage.org
530.478.7574

EQUIPMENT FOR SALE

Nikon D7100 with 7k shutter actuations and Sigma Art 18/35 F1.8 DC.
Both in near new condition.
D7100-\$400 and Sigma 18/35-\$450
Buy both for \$800

Call 916 716 2130 or email me at jackbachelder@sbcglobal.net




Submitted by Jack Bachelder

I really don't think five days in Northern Nevada is enough to satisfy my need for big snowy mountains, heavy dark clouds, and the feeling you get from those wide open spaces.


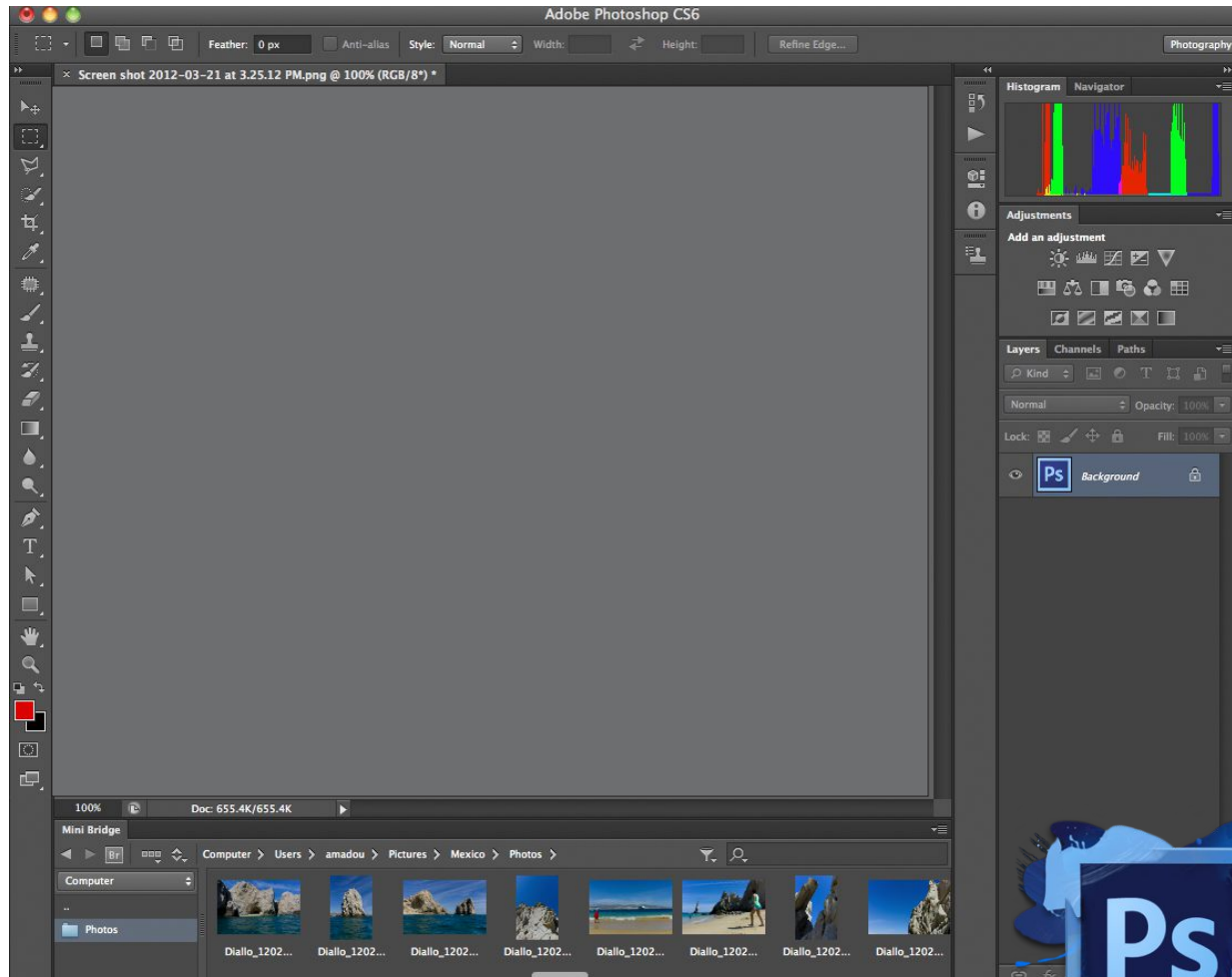
The "SHOOTING THE WEST" photo symposium this year (April 29 and 30 this year) was better than ever! A Federal Drug agent who chases Mt. Lions with hounds in order to make award winning photographs, a couple who made a presentation on using photo tour outfitters and in the process projected on the screen the best wildlife photos I have ever seen, and a landscape photographer who's photos were fantastic was just a small part of our experience. We learned that photo supply stores cannot keep film and film supplies in stock because "film is back". We enjoyed two days of great presentations plus music and food afterwards. Meeting and talking to photographers from all over the country was a bonus. More than 250 photo prints were on display. We did not win this year, so we will try again next year.

On our own, our small PCC club group explored old silver mine settlements, photographed desert wildflowers none of us had ever seen before, ate original Basque food and enjoyed the Basque's national drink, Pecan Punch. So what is a photographer to do now? We are going back to photograph some more of those great Northern Nevada mountains and clouds, that's what. Here is a look at down-town Winnemucca with a view of those clouds and mountains almost in town.



On Saturday May 14th Jeff Burkholder will give a 3-hour workshop on Photoshop layers and masking. Jeff is a commercial photographer and teacher based in Sacramento. Layers and masking are two powerful tools in Photoshop. If you liked Jerry Berry's presentation at the April meeting, layers and making were used to create some of his effects. The club has rented the Beecher room at the library for this workshop. The hours are 1 to 4 pm. The cost will be \$20. If you want to go rsvp to placercameraclub@gmail.com.

Mike





What is It ? The Gizmo, The Gadget, The Thing ?? Stay Tuned..


#1.. PVC pipe, 1 1/4" on the base. 1" for the rest of the structure. Glued along the base but not the uprights, other joints friction fit, except for a few small pieces of pipe glued into one half of some fittings.




#2.. Arms at the top pivot, they're designed to support panels at whatever angle is desired.



#3.. Panels are white on one side, crumpled aluminum foil adhered with spray adhesive on the other for different quality of light reflection.



#4.. Seamless background paper in a 26 1/4" roll suspended from top crossbar, paper rolls down and out, keeping a soft rounded corner for the infinity look.



#5.. Light source, a Target Stores clamp-on LED reading light. Close to Daylight color balance. Stand is an 8" piece of 2x6 with a 8" piece of 1x4 fastened at a right angle. There's enough bulk in the base to allow the light to be adjusted to most angles and extensions of it's gooseneck.



#6.. The object, any small object, still life, or even a head shot portrait in front of the paper. I have black and white paper rolls, it also comes in colors from Amazon or a photo supply.



#7.. Dismantled for storage.



#8.. All wrapped up in elastic bands & velcro straps for storage. Base is about 4 1/2' long, Verticals are about 3 1/2 ' tall, and the width is about 30" to ensure the 26 1/2" roll of paper free movement.



A few months ago a friend posted some pictures of a marvelous convoluted mushroom and showed the lighting set up. I've had this project in the back of my head for some time. I decided it was time to get it done. I choose 1 1/4" PVC for the base & 1" PVC for the uprights over standard 3/4" PVC for stability.

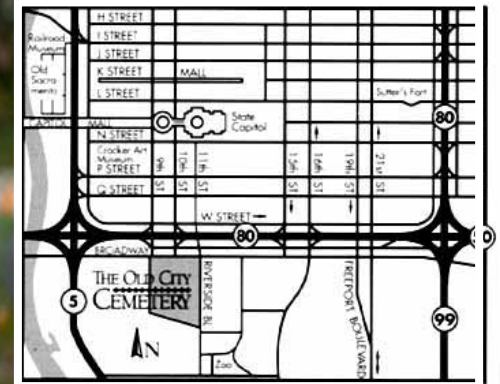
The PVC, fittings & glue was about \$35.00 at a local pipe supply. The PVC comes in 20' lengths, the 1" material comes to around 20' in my design so I bought a whole length & the supply house cut it to some specified shorter lengths to fit in my vehicle for the trip home.

The material cuts easily with any fine toothed saw & glues easily with PVC Cement. The stand is sturdy and is probably a one time project, I don't see me wearing this thing out. I may refine it a bit by sanding the friction fit joints slightly for an easier fit, but I don't want to take so much off as to loosen them.

There are commercial stands out there that do this same job, but for me it was fun to design & construct this one. This is designed to be set on a table or counter for a comfortable working height.

PVC is easy to work with & has more applications than sprinkler pipe.. If you can think of a project that uses it, have fun.. design something unique for your use.

Bruce



Jack Bachelder

OLD CITY CEMETERY



Jack Bachelder



Jim Cormier



Jim Cormier

Placer Camera Club Members

I'm writing to tell you about Firefly Institute (www.fireflyinstitute.com),
a unique, new photography camp for women photographers in Sonoma, CA

Why your members will be interested in Firefly Institutes new Photography Camp:

- It is a camp for women photographers (November camp is for intermediates & beyond)
- We offer 20 different hands-on classes with top teachers, including Julieanne Kost (Adobe Digital Imaging Evangelist), Pei Ketron (Instagram sensation with almost 1M followers), and Michelle Turner (award winning portrait/wedding photographer)
- Intimate size of 42 attendees learn, live, and eat together in a charming, summer camp-style setting with relaxing evening activities
- A portion of proceeds goes to Ripple Effect Images (<http://rippleeffectimages.org>), a non-profit started by National Geographic photographer Annie Griffiths which helps women and girls globally through photography.

For more information, please see:

www.fireflyinstitute.com
www.fireflyinstitute.com/camp/

And you can always reach out to me directly with questions ...

Don't wait! The inaugural camp (November 9–13 in Sonoma, CA) is first come, first serve, and there are only 15 spots left ...

We have several members of the Marin Photography Club attending and want to offer this opportunity to members of other photo clubs!

All the best,
Hillary

FOR SALE

Submitted By Bob Wilkerson

LIKE NEW CONDITION

**NIKON D3S W/L BRACKET
10 CF CARDS OF VARIOUS GB'S
2 BATTERIES
BATTERY CHARGER**

\$2300

Contact Bob Wilkerson
bwiix@hotmail.com



PCC Members Websites

We are starting a list of Placer Camera Club member websites. I am gathering a list of member websites and will email the list out as soon as it is ready. When the list is complete we will link to member websites from the Placer Camera Club website. If you would like your website or blog to be included send the website to me at radioman@sebastiancorp.net If you can, put a link from your website to the Placer Camera Club website. This is what I have so far:

Jim Cormier	http://www.squareonegraphics.com/
Jim Bennett	http://www.youtube.com/user/lookydude
Bill Stenwick	http://bill-stenwick.smugmug.com/
Sande Parker	http://windsongphotographytoday.com
David Keyes	http://davekeyesphotography.com
Mike Schumacher	http://morningstarimages.com
Truman Holtzclaw	http://www.abiphotos.com/
Ardath Winterowd	http://flic.kr/s/aHsjyv86dM
Ron Parker	http://www.photographybyronparker.com/
Rod Bonser	http://tinyurl.com/rods-photo-sets
Sue Barthelow	http://www.suebarthelow.com/
Tony & Kristi Middleton	http://tony-and-kristi-middleton.artistwebsites.com/
Barry Walton	http://www.barrywaltonphoto.com/
Carol Smith	http://infocusdaily.com/
Steve Aldridge	http://www.stevealdridgephoto.com/
David Howland Potter Photography	http://www.davidhowlandpotter.com/
Marc Kessman	http://www.mellowtoxin.com
Jim & Shirley's Blog	http://www.padhorski.blogspot.com/
Bruce Gregory	https://www.flickr.com/photos/17178767@N05/with/13636856793
Dennis Morgan	http://www.morgansphotos.net
Jack Bachelder <small>NEW</small>	http://www.deathvalleyjacksphotography.com/
Don Goldman <small>NEW</small>	astrodonimaging.com/gallery
Tony Hallas <small>NEW</small>	astrophoto.com



From Your Editor.



When the next PCC Newsletter comes out how about if all the members send me their favorite places to shoot so I can include them in upcoming PCC Newsletters.

I know I am always looking for a new place to shoot.



When you submit an article for the PCC Newsletter please try to keep it at 150 words in length and if you have photos that accompany your article please try and send no more than three photos. If your article warrants more than three photos to maintain the impact I can make exceptions on a case-by-case basis. Please put "PCC Newsletter" in the subject field when you make your submissions.

Jim Cormier
Your PCC Newsletter Editor

PCC Board Members



President	Mike Schumacher
Vice Pres.	Dick Bosworth
Secretary	Liz Staats
Treasurer	Mary Nunes
Member at Large	Judy Hooper

Committees

Web Master Dennis Morgan

Publicity Sue Barthelow

Education Committee Mike Schumacher

Equipment Mike Schumacher
Richard Myren

Judge Selection

Bruce Gregory

Mike Schumacher

Image Critique Data

Judy Hooper, Liz Staats

Placer Color Newsletter Editor

Jim Cormier

Annual Awards

Debbie Cabrera

Refreshment Coordinator

Judy Hooper, Jim Gamble

Greeters & Badges

Jim Bennett

Visit our website

www.placercameraclub.org

Placer **Color** Newsletter Editor

Jim Cormier

916-409-5237

jim@squareonegraphics.com

We have a great selection of
Tutorials on our website...

Huey Monitor Calibration

The club has a Huey Monitor Calibration System
for use by the members.

TO CHECK IT OUT

Contact Judy Hooper • [530-888-8308](tel:530-888-8308)

Members who contributed articles
and photographs for this months
PCC newsletter.

Mike Schumacher

Jim Cormier

Karen Wyatt

Jack Bachelder

Jim White

Bruce Gregory

Jack Bachelder

