



PLACER COLOR

THE NEWSLETTER THAT FOCUSES ON PHOTOGRAPHY IN THE FOOTHILLS

Volume 51 Number 11 PO Box 4990, Auburn, CA. 95603 November 2013 est.1952

The Placer Camera Club meets the third Tuesday of each month except August
in the Beecher Room of the Auburn Placer County Library,
350 Nevada Street, Auburn, CA.
Visitors are always welcome.

The meeting starts promptly at 6:30PM.

The Presidents Corner

This month we have Print Critiques with judge Albert de Bruijn. In addition Albert will have a short presentation. Members can enter 3 prints in the following 5 categories: Open, Nature (both wild and domestic) Travel, Landscape and Monochrome. Prints can be any size and do not have to be matted, but, presentation is a factor and matting is encouraged. Bring your prints to the meeting.

December will be 2 Themes. One will be Doorways, Entryways & Gates, the second theme will be Cell Phone Photos. One entry for each Theme and we will discuss them as a group.

December will also be our annual Christmas goodie meeting. The club will provide Christmas treats but if you have some treats you can bring them to the meeting.

As always Kristie Middleton could use some help setting up and taking down the snack service for our meetings. Let's try and pitch in and help Kristie. And if you have some extra goodies at home bring them to the club to share. In addition there is a donation jar by the snacks that help cover the cost of the snack service. Thank you Kristie for all the hard work and fine goodies!

If you are going on a photo shoot and would like some company put together a short email with destination and meet time. I will send it out to the club and maybe you will have a couple of friends to shoot with!

See you Nov 19th!

Mike Schumacher


President Placer Camera Club



Happy Thanksgiving PCC



Drop the drumstick
and grab your
CAMERA.



Happy Thanksgiving
from your Editor.

It's Dues Time Again.

Submitted By Judy Hooper



It's still not too late to pay your dues. We are printing up a new members list so if you want to be on it, and be able to participate in the critiques, please send or bring your checks to the meeting.

\$25 for one, \$40 for a family of two. Send to; PO Box 4990, Auburn CA 95604



FOR SALE

Jeanine Meunier

Canon **D60** (body only). In the box, complete with battery, charger, all accessories plus a free camera bag. It needs a lens and photo data chip. Freshly cleaned! **\$500.00**


Canon **7D** (body only). In the box, complete with battery, charger, all accessories plus a free camera bag. It needs a lens and photo data chip. **\$700.00** These prices are more than **\$100.** less than the average used price. Both are in excellent shape and new-ish. Two weeks after the newsletter appears online, these will be posted on Craig's List. Get them while you can!

Please contact or see Jeanine Meunier, Whimsy@aol.com, 530-823-3920



ProShow Producer 5

Submitted By Jim Cormier



I recently upgraded to ProShow Producer 5 and I am looking for someone else in the club that has also recently upgraded so that we can work together to master this powerful program. If you have upgraded to ProShow 5 and would like to team up with me to learn the program together give me a call at **916-409-5237** or e-mail me at jim@squareonegraphics.com.



ACTION SWAP MEET



Jim & Shirley White



Jim & Shirley White



Judy Hooper, Karen Wyatt and Jack Bachelder (in the light green jacket) with his back to the camera.

Considering the breezy cold Fall morning there was a great turn out at the Action Camera Swap Meet on Sunday October 13th.

Judy Hooper, Karen Wyatt, Jim & Shirley White, Jack Bachelder and Jim Cormier brought their photography gear to sell.

Later in the day Bruce Gregory was seen walking through the crowd.

We all took some time to check out Action Camera's new store just a few doors down from the old store. The facility is awesome and I hope we will all do our part to make Action Camera's move a successful one.

Action Camera Meet Up at Old City Cemetery in Sacramento

Photos By Jack Bachelder & Jim Cormier



Photo by Jack Bachelder



Photo by Jack Bachelder

Jack & I signed up for a Guided Tour & Photo Shoot of the Old City Cemetery hosted by Action Camera on Oct 28 & 29.

Many of the Action Camera staff were on hand for the shoot. They brought along some tripods and lenses for us to try out.

The weather was good and we got some great pics. We plan on going back on our own so we can really focus on getting some keepers.

Jack used his D7000 and a Fish Eye lens for most of his shots and I used my D800 and Nikon Ultra Wide lens. We both decided that when we go back again we will use different lenses and maybe a tripod.

Thanks Action Camera for hosting the shoot.

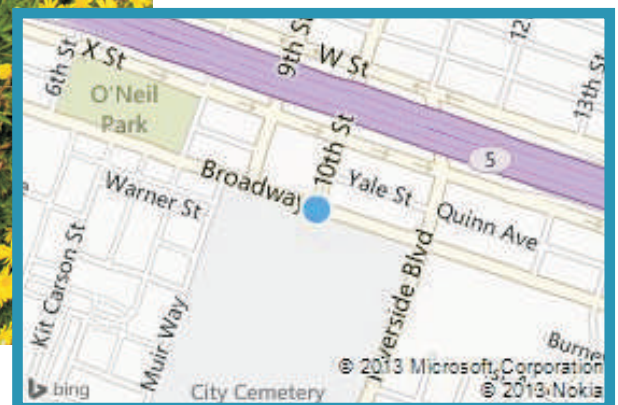


Photo from Internet

Action Camera Meet Up at Old City Cemetery in Sacramento Continued

Photos By Jack Bachelder & Jim Cormier



Photo by Jim Cormier



Photo by Jim Cormier



Photo from Internet

Walk Around Manzanita Lake

Submitted By Mary Nunes

This past week my husband and I drove up to our little house in the town of Old Station. The temperatures have been dropping into the low 20's at night and we knew that it was time to blow out the lines and close up the house for winter.

As is our usual custom, we drove up highway 5 and exited in Anderson to make the ascent up highway 44. This is a particularly beautiful time of the year to take that drive. The aspen trees are bright yellow at the lower elevations. As you reach the higher elevations, the temperatures begin to drop, the air is crisp and smells of pine. We could see some snow on Mt Shasta and Mt Lassen. As we reached the summit, there was still evidence of snow on the side of the highway from a recent storm.


Our house is located about 15 minutes past the northwest entrance to Lassen National Park. After spending two days raking pine needles, we decided it was time for a diversion so we joined some of our family and friends for a walk around Manzanita Lake which is just inside the entrance to the park

It was about 3:45 in the afternoon when we drove up to the park entrance. The road through the park is now closed just about one mile inside, but we were still able to park right next to the lake. With only two other cars in the lot, we pretty much had the whole lake to ourselves.

Along the walk, we came across spawning trout, blue heron, two bald eagles and dozens of ducks.

The cloudy sky and the colors of autumn made for some wonderful photo opportunities.

I walk around Manzanita just about every time I am up in the area and there is always something new and different to see. I invite all of you to take advantage of the beauty of Manzanita Lake and Lassen Park when you are in the area.



Five Days in the Tetons with Moose Peterson


Submitted By Carol Smith

I spent five days in early October in Jackson, Wyoming on a photo shoot in the Grand Tetons with Moose Peterson and Kevin Dobler of K&M Adventures. The trip, that included 8 other amateur photographers like myself, had been scheduled for months and when I signed up for the adventure, no one anticipated the US government shutdown that closed all the National Parks and almost everything else related to the federal government in October.

A few days before we left, Moose assured me via e-mail that he had a Plan B AND a Plan C in the event the park remained shuttered, which it did. The road to Jackson Lake was blocked and patrolled to keep out interlopers. Most turn outs off the highway were blocked. So Moose implemented his alternate plans. Although we were prevented from photographing some of the iconic views in the park like the mountains reflecting in the lakes or the old barns and log cabins, all the scenery there is breathtakingly beautiful and we still had many opportunities to photograph some magnificent sights.



Majestic Snow Capped Mountains




Sunlight through the Clouds



Beauty from the Valley Floor



Snow is Falling



Bison



Beautiful Fall Colors



Moose Peterson

Our trip to Truckee

Submitted By Karen Wyatt & Judy Hooper



Photo "Truckee Doorway by Judy Hooper

Judy and I decided to make a day trip up to Truckee a week ago Saturday; yep, like 24 hours before the snow started! The day was perfect; just sweatshirt weather.

not letting us have a clue of what was coming late Sunday. We shopped till we dropped, ate too much and, of course, took some pictures!

Because my computer is having a bit of a fit (going into the shop tomorrow) I'll send mine in four different e-mails, I can't access Photoshop Elements.

If you can use them, great! Judy will also be sending some - Karen



Photo "Reeds" by Karen Wyatt




Photo "Window with leaver oil Painting" by Karen Wyatt



Photo "Rest Stop Pond" by Karen Wyatt



Photo "Truckee Fall Colors" by Judy Hooper



WATERFOWL HEAVEN

Submitted By Jim & Shirley White

When only native Indian tribes lived in California, in the winter the Sacramento Valley was a haven for waterfowl. The only remnants we have of this now are the State and Federal refuges found throughout northern California. One of the best is the Sacramento Wildlife Refuge near Willows. These refuges are a wonderland for the nature photographer.

Shirley and I were having breakfast at the Tommy's Market Street Grill this early Sunday morning in November. The Sacramento weather forecast on the TV called for overcast skies with wind 30 to 45 mph. Just the weather we needed to do wildlife photography at the refuge. We can't wait to get up there and see what the conditions are really like. Wind, blowing dust, clouds, and very few people, along with millions of waterfowl...just what a wildlife photographer needs for a great photo shoot.

First the Snow Geese, which are noisy and restless. There are only 3 or 4 large groups we can find. There will be lots more Snow Geese to come later. A scattering of Ross Geese are mixed into the snows. You can tell the Ross Geese from the Snows because they do not have the grinning patch the Snows have. We shoot a few shots of the geese and then move on to a young Red Tailed hawk sitting on the ground. He looks at us like he has never seen a person before. It is possible.

The best part of this day is the ponds on the last part of the Auto Tour. There are lots of trees around these ponds and for some reason the birds feel safer here. We park 50 feet away from a packed house and start shooting. I single out a few Mallards. Pictures of Mallards taking off or landing are very commercial and hard to get, but we keep trying.

It has been a good day for photography. It is time to get home and watch some football. When we get some rain we will get some more birds on the refuge and we will be back. Want to come along? I wonder what time Tommy opens?



Photo "Mallards at Sac Refuge"



Photo "Red Tail Hawk"



Photo "Sac Refuge"






Photo "Snow Geese Sac Refuge"



Photo "Untitled"



About a year ago I requested information on mirrorless cameras as I was researching them for a travel camera. I'm tired of the bulk & weight of my DSLR's for travel, they end up staying on the bus when I get off.

My thanks to those who responded with their suggestions. Early on I decided to concentrate on APS-C size or Full Frame size sensors. A visual chart helped me decide I wanted at least that large of a sensor. Tom Hogan's site, www.sansmirror.com has a lot of info including that chart: <http://www.sansmirror.com/articles/pick-a-size.html>

I looked at a lot of cameras on the web, including doing comparison charts on <http://www.dpreview.com/>, look on the top banner for "Buying Guide" & you can construct your own charts.

I focused on the Sony NEX-7. A lot of info is on or linked to <http://www.sonyalpharumors.com/>. You'll have to search back in the site to find NEX-7 info, it's been out a while. Right now the site is very concerned with the newly announced A7 & A7r.

After a lot of reading of reviews and evaluations I decided on 3 lenses, 10-18mm, 16-50mm, and 18-200 mm. The APS-C sensor has a 1.5x conversion factor so that the 35mm equivalent coverage of 15-300mm in a compact package. There's some duplication between the 16-50mm and the 18-200mm but the lens sizes are quite different. I chose both because the very compact 16-50mm on the camera just about makes it pocket sized. Good sized for carrying around tourist sites whereas I'd use the longer 200mm often in the outdoors. The 10-18 and 18-200mm are 2nd generation lenses, better than the first lenses introduced. There's also a series of Leitz lenses available for the camera.

Once I made my decision the Sony rumor site started talking about an update to the camera I decided to wait to see what was going to happen. Late Spring became Summer and then it got to be the Fall before a major announcement. It wasn't an updated NEX-7, but the full frame A7 & A7r, 24 & 36 mp respectively.

Well now, what to do. Looking at the A7r's specs I found it's only slightly larger and only about 2.29 ounces heavier. I decided to order the 36mp A7r, set for release around 12/1 and a 24-70mm FF lens to go with it, also currently on back-order. The A7 cameras use the same E-mount lenses as the NEX-7, reducing their sensor coverage to accommodate the APS-C's smaller coverage. Lenses designed for the A7's with it's full frame sensor are FE lenses, but they'll also work on the E Mount cameras.

Since I'll want to convert a camera to IR & get a conventional back up camera I purchased a NEX-7 for current use. It's now rumored that there will be another announcement in the first quarter of next year. Perhaps it's the NEX-7 upgrade I've been waiting for. By about that time I'll make a decision as to how to round out my system. I'm not sure if it will be another NEX-7, or it's upgrade. Something will go off for IR conversion after the first of the year & something will serve as a backup body for the A7r which will be here by then.

Now did I accomplish my desired goal of weight reduction, the answer is definitely yes. The NEX-7 camera & lens combinations are about 1/2 the weight & size of my DSLR's.

The Sony NEX-7 with all 3 lenses weighs just under 3 pounds, my D-7100 and 3 lenses weighs just under 6 pounds.

I've been able to get out & use the NEX-7 and find the results good. The pictures are sharp, and I'm adjusting to the new camera operations. So far things are good, it's a matter of me learning how the camera works.

I'll attach a couple of examples.

Will I get rid of my DSLR's ? The answer is no, when working from a vehicle, especially for wildlife or birds, I have lenses with a longer reach, I'll be using them. I have some specialty lenses like a Fisheye or Macro that will go on the DSLR's. But if you catch me walking down a boulevard in Paris I suspect you'll find me with a Sony camera & the DSLR's will be home.

Bruce Gregory



Doner Lake Reflection



Sierra Buttes



Snow Rocks-HDR

Sony NEX-7 with all 3 lenses weighs
just under 3 pounds



Nikon D-7100 and 3 lenses
weighs just under 6 pounds




PCC Members Websites

We are starting a list of Placer Camera Club member websites. I am gathering a list of member websites and will email the list out as soon as it is ready. When the list is complete we will link to member websites from the Placer Camera Club website. If you would like your website or blog to be included send the website to me at radioman@sebastiancorp.net If you can, put a link from your website to the Placer Camera Club website. This is what I have so far:

Jim Cormier	http://www.squareonegraphics.com/
Jim Bennett	http://www.youtube.com/user/lookydude
Bill Stenwick	http://bill-stenwick.smugmug.com/
Sande Parker	http://windsongphotographytoday.com
David Keyes	http://davekeyesphotography.com
Robbin Maloney	http://robbinmaloneyphotography.com
Mike Schumacher	http://morningstarimages.com
Truman Holtzclaw	http://www.abiphotos.com/
Walt Carnahan	http://www.sierrafoothillsaudubon.com/
Ardath Winterowd	http://flic.kr/s/aHsjyv86dM
Ron Parker	http://www.photographybyronparker.com/
Rod Bonser	http://tinyurl.com/rods-photo-sets
Sue Barthelow	http://www.suebarthelow.com/ http://www.suebarthelowimages.com/
Tony & Kristi Middleton	http://tony-and-kristi-middleton.artistwebsites.com/
Barry Walton	http://www.barrywaltonphoto.com/
Carol Smith	http://infocusdaily.com/
Steve Aldridge	http://www.stevealdridgephoto.com/
David Howland Potter Photography	http://www.davidhowlandpotter.com/
Marc Kessman	http://www.mellowtoxin.com
Jim & Shirley's Blog	http://www.padhorski.blogspot.com/



From Your Editor.



Hi Placer Camera Club Members

We had a great response for submissions to this months Newsletter. It is a little larger in Actual number of pages as well as file size but we had so much great stuff I didn't want to leave anything out.

If you have any comments or recommendations on how I can improve the PCC Newsletter drop me an [e-mail](#).

Jim Cormier
Your PCC Newsletter Editor

NOTE: When you view this PDF version of the newsletter...under the VIEW Tan/Display choose TWO PAGE VIEW. This will enable you to view facing pages for ease of navigating through the Newsletter.

Sew on Placer Camera Club Logo Patches



If you haven't purchased your very own **Placer Camera Club Patches** they are still available for just **\$5.00** each. You can call **Jim Cormier at 916-409-5237** or send him a check made out to Square One Graphics and he will mail your patches out to you. The patches are a great way of identifying where you are from when you are out in public on a shoot.

Get yours today while they last. Only 6 left.

Board Members

President	Mike Schumacher
1st Vice Pres.	Richard Myren
2nd Vice Pres.	Tony Middleton
Secretary	Dick Bosworth & Liz Staats
Treasurer	Judy Hooper

Committees

Webpage & Publicity

Sue Barthelow

Education Committee

Tony Middleton

Arthur Bell

Equipment

Judy Hooper

Richard Myren

Judge Selection

Bruce Gregory

Mike Schumacher

Image Evaluation Data

Judy Hooper

Tony Middleton

Placer Color Newsletter Editor

Jim Cormier

Annual Awards

Debbie Cabrera

Refreshment Coordinator

Kristi Middleton

Greeters & Badges

Jim Bennett

Visit our website

www.placercameraclub.org

Placer Color Newsletter Editor

Jim Cormier

916-409-5237

jim@squareonegraphics.com

We have a great selection of
Tutorials on our website...

Huey Monitor Calibration

The club has a Huey Monitor Calibration System
for use by the members.

TO CHECK IT OUT

Contact Judy Hooper • 530-888-8308

**Members who contributed articles
and photographs for this months
newsletter.**

Mike Schumacher

Jim Cormier

Jack Bachelder

Jeanine Meunier

Mary Nunes

Carol Smith

Bruce Gregory

Jim & Shirley White

Karen Wyatt

Judy Hooper

