



Volume 51 Number 10 PO Box 4990, Auburn, CA. 95603 October 2013 est.1952

The Placer Camera Club meets the third Tuesday of each month except August  
in the Beecher Room of the Auburn Placer County Library,  
350 Nevada Street, Auburn, CA.  
Visitors are always welcome.

The meeting starts promptly at 6:30PM.

## The Presidents Corner

This month we have projected Image Critiques with judge Byron Hindman. In addition Byron will have a short presentation. Send your 3 images to [placercameraclub@gmail.com](mailto:placercameraclub@gmail.com) before Oct 15<sup>th</sup>.

November will be Print Image Critiques. Members can enter 3 prints in any of the standard 8 categories. Prints do not have to be matted but it is highly recommended.

Fall colors are starting to happen in the eastern Sierra. As of this writing mainly above 7000 ft. and lower by the time you read this. A couple of good resources for finding fall color are the calphoto Yahoo.com group and the other is the Sac Bee fall color webpage. The calphoto Yahoo group is "Where to Photograph in California" and they cover what is in season during the year. The Sac Bee website is updated on a regular basis during fall color.

Here are the websites:

Calphoto:

<http://groups.yahoo.com/neo/groups/calphoto/info>

Sac Bee :

<http://www.sacbee.com/2013/09/27/3931505/interactive-map-fall-leaves.html>

Beginning this year we will no longer accept 'makeups' for Image Critiques. What this means is if you don't submit for a particular month you cannot submit or makeup those entries at a

future date. The board decided in the interest of keeping the meetings from running too long this was in the best interest of all members.



## The Presidents Corner Continued

As always Kristie Middleton could use some help setting up and taking down the snack service for our meetings. Let's try and pitch in and help Kristie. And if you have some extra goodies at home bring them to the club to share. In addition there is a donation jar by the snacks that help cover the cost of the snack service. Thank you Kristie for all the hard work and fine goodies!

If you are going on a photo shoot and would like some company put together a short email with destination and meet time. I will send it out to the club and maybe you will have a couple of friends to shoot with!

See you Oct 15<sup>th</sup>!

Mike Schumacher

President Placer Camera Club



Happy Halloween  
from your Editor.

It's Dues Time Again.

Submitted By Judy Hooper



It's that time of the year again. DUES are due. We are starting a new year this month and if you want to be a part of it all bring your dues to the meeting on Sept. 17th, or you can send them to the; Placer Camera Club, PO Box 4990, Auburn CA 95604. \$25 for one or, \$40 for a family of 2. Hope to see you all soon.

Judy



## FOR SALE

Leonard James

Manfrotto 055x Pro B Tripod aluminum \$115.00 and a Manfrotto 460MG Head \$85.00. Both items are like new.

[ljames704@gmail.com](mailto:ljames704@gmail.com)



HAPPY HALLOWEEN







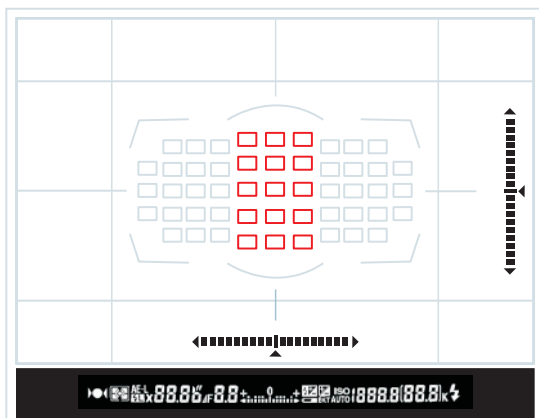
**The Effie Yeaw Nature Center  
Brings Community Closer to  
the World Around Them**



Photo by Jack Bachelder



Photo by Jack Bachelder








## The Effie Yeaw Nature Center Brings Community Closer to the World Around Them



Photo by Jim Cormier



Photo by Jim Cormier



**Beware of Snakes!**

HAPPY HALLOWEEN








Another New Photography Seminar

This seminar takes you on a visual journey—teaching you how to discover and capture the unique personality within every landscape. National Geographic photographer **Eddie Soloway** explains how to train your eye to identify the key element in each scene that will make a more dramatic, artistically appealing photograph. Learn new ideas for working with light, movement, composition, and focus. See how finding fresh, unique perspectives will take your nature photography to a masterful, inspiring new level.



**Sunday, November 3**  
San Francisco, California  
San Francisco Art Institute  
9:00 a.m.—1:00 p.m.

**Sign Up Now**

**\$110 per person**

Direct Link if Sign Up Now button doesn't work.

[http://www.nationalgeographic.com/ngtseminars/seminars/art-nature.html?utm\\_source=NatGeo&utm\\_medium=Email&utm\\_content=SF092613A&utm\\_campaign=TravelerPhotoSeminars](http://www.nationalgeographic.com/ngtseminars/seminars/art-nature.html?utm_source=NatGeo&utm_medium=Email&utm_content=SF092613A&utm_campaign=TravelerPhotoSeminars)



## Penryn Buddhist Temple

Submitted By Judy Hooper & Karen Wyatt

Last weekend Karen and I went to the Penryn Buddhist Fall Food Festival. The food was good and there were a lot of photo ops. You don't have to go far from home to see and do fun things. There was a great drum concert, flying fish, a beautiful shiny fire truck, with lots of reflections. The Bonsai club had a showing of their plants, and lots of food.



和  
PEACE



"Pass the fried chicken" I said to Shirley. Last night's fried chicken at Nicely's restaurant in Leevining had been more than we could eat last night, but really hit the spot today. We were sitting in our lawn chairs on the shores of Rock Lake at 9500 feet in the Eastern Sierra. It was October 2, 2013 and we were photographing the fall colors in the Eastern High Sierra on what was to be one of our most fun trips. We were out for 5 days and had camped our first night at the Virginia Lakes. We camped along the shore of one of the smaller lakes where one could walk along the shore in the dry grass and fly cast into the shallows with a strike now and then from a good size trout. The Aspens along the highways from Carson Pass were O.K. but the real vivid colors were to be found in the higher mountains south. We photographed the colorful Willows and Aspens in the open high valleys to the north from along the Virginia Lakes road first. Really nice!

Above Rock Lake at the 10,000 foot level the leaves were already blown from the Aspens. As we ate our fried chicken the wind picked up with a little icier bite to it and we slipped on our light fleece sweaters, which were to stay on the rest of the trip. The Rock Creek drainage is always one of our favorite places to shoot yellow and red colored Aspens. Shooting from along the road up, following the creek with the mountains in the background is hard to beat.

Our trip to Bodie, the old gold mining ghost town and State Park was great because of our encounter with the sheep along the road going in. Two bands of about 500 sheep each were grazing along the road, with the sheep herder and his dogs. Some of the dogs were the Great Pyrenees Herding dogs which are very large and white. One of the dogs broke from the herd and ran up the hill to the road into the arms of my wife Shirley. She believes that this dog must be the grown-up pup she had played with last fall, and that the dog remembered her! Who am I to argue with real dog and women love in the Sierra?

We camped at Convict Lake with the weather lady in Bishop forecasting winds 25 to 35 knots with gusts up to 45 knots in the evening. Our pop-up camper has a solid aluminum roof which flexes and pops like a gunshot when the wind hit the 45 mark. Shirley said "she now knows what real rock and roll feels like". While listening to the wind blow we heard the Coyotes howl about 3:30 am and I just had to go out and stand in the lee of the camper to hear them better. Wow, I had forgotten how bright and icy sharp the stars are in the really high mountains.

Shooting Convict Lake the next morning was a challenge. My tripod would blow over if I did not hang a rock from the middle hook. I wanted to photograph the lake before the sun hit the peaks but I was about 10 minutes late. I was amazed the D-600 picked up so much detail in the shadows with the sun so bright on the peak above the lake. I am not sure yet, but I think I like it.

When we think of the Owens River Road we think first of horses, Cowboys, Hot Creek, a Cow Camp I know, and the wind. We went there this time because of the Cow Camp. I really love a picture I took of the camp many years ago, with an old stuffed sofa alongside the cabin. I know two other Cow Camps like this one, but you have to ride for hours on a horse to get to them. The one in Owens Valley you can drive up on a hill behind the camp and photograph the cabin and horses in the background if you are lucky. We were not lucky this time but we shot it anyway. The Cowboys had driven into the camp just before us and were un-loading horses to go move some cattle. The wind picked up and later when glassing the valley I saw a Cowboy lunging his horse. Horses get spooky real easy when the wind blows hard and he was trying to take some of the fire out of the critter. Been there and done that.

The radio said roads to the south were closing to campers and trailers because of the wind and we could barely see the mountains thru the heavy blowing dust. We headed north looking for some color and clear air to breathe. The Little Walker River just south of the Sonora Pass road was our home for the night. This is one of the most beautiful river valleys in the eastern Sierra. This was our first time to camp in the campground at the upper end of this valley. The temperature dropped like a rock that night. The temperature in the truck read 13 degrees at 7 am the next morning before sunrise. I was so excited to photograph the nearby Aspens before sunrise I wore nothing but my long johns and a down jacket. My knees burned but hey...I had a nice warm camper to retreat to. The coffee was hot so what else could you want?

On the way out we photographed the Aspens along the Little Walker River below the road and perched on a high dead limb in a tree along the road was a Red Shoulder hawk, with his feathers puffed out looking like a football. Outdoor photography at its best! We stopped at the Meadow Cliff restaurant in Coleville and had their Spanish omelet which was their special...Yum.

Go give it a try. We have found that even if our pictures are not great, you can't fool our eyes. What we see has got to be magic.

















# PCC Members Websites


We are starting a list of Placer Camera Club member websites. I am gathering a list of member websites and will email the list out as soon as it is ready. When the list is complete we will link to member websites from the Placer Camera Club website. If you would like your website or blog to be included send the website to me at [radioman@sebastiancorp.net](mailto:radioman@sebastiancorp.net) If you can, put a link from your website to the Placer Camera Club website. This is what I have so far:

Jim Cormier	<a href="http://www.squareonegraphics.com/">http://www.squareonegraphics.com/</a>
Jim Bennett	<a href="http://www.youtube.com/user/lookydude">http://www.youtube.com/user/lookydude</a>
Bill Stenwick	<a href="http://bill-stenwick.smugmug.com/">http://bill-stenwick.smugmug.com/</a>
Sande Parker	<a href="http://windsongphotographytoday.com">http://windsongphotographytoday.com</a>
David Keyes	<a href="http://davekeyesphotography.com">http://davekeyesphotography.com</a>
Robbin Maloney	<a href="http://robbinmaloneyphotography.com">http://robbinmaloneyphotography.com</a>
Mike Schumacher	<a href="http://morningstarimages.com">http://morningstarimages.com</a>
Truman Holtzclaw	<a href="http://www.abiphotos.com/">http://www.abiphotos.com/</a>
Walt Carnahan	<a href="http://www.sierrafoothillsaudubon.com/">http://www.sierrafoothillsaudubon.com/</a>
Ardath Winterowd	<a href="http://flic.kr/s/aHsjyv86dM">http://flic.kr/s/aHsjyv86dM</a>
Ron Parker	<a href="http://www.photographybyronparker.com/">http://www.photographybyronparker.com/</a>
Rod Bonser	<a href="http://tinyurl.com/rods-photo-sets">http://tinyurl.com/rods-photo-sets</a>
Sue Barthelow	<a href="http://www.suebarthelow.com/">http://www.suebarthelow.com/</a> <a href="http://www.suebarthelowimages.com/">http://www.suebarthelowimages.com/</a>
Tony & Kristi Middleton	<a href="http://tony-and-kristi-middleton.artistwebsites.com/">http://tony-and-kristi-middleton.artistwebsites.com/</a>
Barry Walton	<a href="http://www.barrywaltonphoto.com/">http://www.barrywaltonphoto.com/</a>
Carol Smith	<a href="http://infocusdaily.com/">http://infocusdaily.com/</a>
Steve Aldridge	<a href="http://www.stevealdridgephoto.com/">http://www.stevealdridgephoto.com/</a>
David Howland Potter Photography	<a href="http://www.davidhowlandpotter.com/">http://www.davidhowlandpotter.com/</a>



## From Your Editor.

Hi Placer Camera Club Members



I am curious how many members view the PCC Newsletter on their computer screens and how many members actually print out the PCC Newsletter to read it? When I print off the Newsletter Pdf file I realize that the print quality is not very vivid so I usually view the Newsletter on my computer screen besides it saves paper that way.

Drop me an [e-mail](#) and let me know If you view the newsletter on screen or print it out and also let me know how you feel the print quality is when the Newsletter is printed out.

Jim Cormier  
Your PCC Newsletter Editor.



## Sew on Placer Camera Club Logo Patches

If you haven't purchased your very own **Placer Camera Club Patches** they are still available for just **\$5.00** each. You can call **Jim Cormier at 916-409-5237** or send him a check made out to Square One Graphics and he will mail your patches out to you. The patches are a great way of identifying where you are from when you are out in public on a shoot.

**Get yours today while they last. Only 6 left.**

## Board Members

<b>President</b>	Mike Schumacher
<b>1st Vice Pres.</b>	Richard Myren
<b>2nd Vice Pres.</b>	Tony Middleton
<b>Secretary</b>	Dick Bosworth & Liz Staats
<b>Treasurer</b>	Judy Hooper

## Committees

### Webpage & Publicity

Sue Barthelow

### Education Committee

Tony Middleton

Arthur Bell

### Equipment

Judy Hooper

Richard Myren

### Judge Selection

Bruce Gregory

Mike Schumacher

### Image Evaluation Data

Judy Hooper

Tony Middleton

### Placer Color Newsletter Editor

Jim Cormier

### Annual Awards

Debbie Cabrera

### Refreshment Coordinator

Kristi Middleton

### Greeters & Badges

Jim Bennett



Visit our website

[www.placercameraclub.org](http://www.placercameraclub.org)

Placer Color Newsletter Editor

Jim Cormier

916-409-5237

[jim@squareonegraphics.com](mailto:jim@squareonegraphics.com)

We have a great selection of  
Tutorials on our website...

Huey Monitor Calibration

The club has a Huey Monitor Calibration System  
for use by the members.

TO CHECK IT OUT

Contact Judy Hooper • 530-888-8308

Members who contributed articles  
and photographs for this months  
newsletter.

Mike Schumacher

Judy Hooper

Karen Wyatt

Leonard James

Jack Bachelder

Jim Cormier

Jim & Shirley White

David Howland Potter

