



Volume 51 Number 9 PO Box 4990, Auburn, CA. 95603 September 2013 est.1952

The Placer Camera Club meets the third Tuesday of each month except August
in the Beecher Room of the Auburn Placer County Library,
350 Nevada Street, Auburn, CA.
Visitors are always welcome.

The meeting starts promptly at 6:30PM.

The Presidents Corner

This month we have projected Image Critiques with judge Tal Lewis. In addition Tal will have a short presentation. Send your 3 images to placercameraclub@gmail.com before Sept 17th.

Beginning this year we will no longer accept 'makeups' for Image Critiques. What this means is if you don't submit for a particular month you cannot submit or makeup those entries at a future date. The board decided in the interest of keeping the meetings from running too long this was in the best interest of all members.

Oct will be projected Image Critiques and Nov will be Print Critiques.

Congratulations to Jim White. Jim won Best of Show at the Gold Country Fair for his print of a Snowy Egret. Way to go Jim! The club made a good showing at the photography exhibit. If you didn't enter this time you may want to consider it next year.

As always Kristie Middleton could use some help setting up and taking down the snack service for our meetings. Let's try and pitch in and help Kristie. and if you have some extra goodies at home bring them to the club to share. In addition there is a donation jar by the snacks that help cover the



The Presidents Corner continued

cost of the snack service. Thank you Kristie for all the hard work and fine goodies!

If you are going on a photo shoot and would like some company put together a short email with destination and meet time. I will send it out to the club and maybe you will have a couple of friends to shoot with!

See you Sept 17th!

Mike Schumacher

President Placer Camera Club

Don't Forget Your Camera When De-Junking Your Home Submitted by Jim Bennett

At some time in your life you will find yourself turning your house upside down in an effort to get rid of the debris; that is, the stuff you have accumulated and have no use for, and in the process; rediscovering gems forgotten. Can I really use to semi-colons in the same sentence? Anyway, if you attempt to do some sorting of junk/gems, take your camera along with you so you can be one-and-done with it. By creating a photo archive of the stuff you keep, you can decide later to sell/display on eBay and your folders can define where you have stored the gems. This is not unlike creating an inventory for insurance purposes, but it goes further - for easy retrieval and for memorable moments (think of it as a handheld Xerox machine). Of course you might avoid all this by moving into smaller quarters... just don't go out and rent a storage garage!



Placer Camera Club's Annual Picnic

Photos By Barry Walton



Placer Camera Club

PICNIC



August 17, 2013



A Great Turn Out!





Placer Camera Club

PICNIC



August 17, 2013

A Great Turn Out!





Placer Camera Club

PICNIC



August 17, 2013



A Great Turn Out!



Western Pacific Railroad Museum, Portola, CA

Submitted By Bruce Gregory

Tired of smoky Sierra Vistas & Valley heat ? Look a couple of hours away for some very accessible train pictures at The Western Pacific Railroad Museum in Portola, CA off Hwy 70. (Turn South at the traffic light & follow directional signs.)

The museum has a large static display of railroad equipment both inside and outside a large shop building. It also has a train ride, and by appointment & for a fee you can actually operate a locomotive with up to 4-6 of your friends to split the cost.

The yard is about 6 tracks wide and a couple of "blocks" long split by the train shop & gift shop. there has to be over 100 pieces of equipment parked there. Much of it's open & you're welcome to board it if it's not locked or signed. The pieces are in various states of repair & restoration. It's a great place for vignettes and textures. Bring a tripod for those interior shots. If you're into HDR there is lots of opportunity. Wide angle lenses are a plus as the track rows are close. It's a great place to spend a few hours.

Admission is \$8.00 for adults, you'll get a wristband to verify your admission then be turned loose with only a few restrictions like "don't climb up on top of the cars".. Otherwise if it's open or unlocked come on in.

There's just about any kind of rail equipment you've heard of there, and possibly a few you haven't thought about.

Now they're in their Fall schedule, Fri - Monday 10-5pm, they'll close from Nov-May so you still have some time this year to see the place and maybe drive a train. <http://www.wplives.org/>

Happy Shooting...





Reflections of my Vancouver BC trip.

Submitted By Carmen Black

Spent seven and a half days in Vancouver, BC this summer and still found myself short of time to see and do all that the things I had in my priority list. However, this gives me an excellent excuse to return next year. Not only was I captivated by the beauty and energy of this nature/urban environment, I can speak laurels of the public transportation system, which I found very efficient, affordable, and fun to ride.

As I walked through neighborhoods with my camera, the gorgeous architecture and the stunning vistas captivated the artist/photographer in me. From beautiful and breath taking Stanley park to the fun, colorful and artsy Granville Island, I found Vancouver's vibrancy unparalleled by any other city I have ever visited. I found its cutting-edge design culture very alluring. Although I would usually end my days exhausted by the walks, by the heat, and by the weight of my camera and lenses, I captured some beautiful and memorable images that made it all worth it. A delicious gelato at the end of the day was of my treats for not cutting the days short and returning to the hotel early due to the bothersome blisters on my feet.


Since I travelled with two fine-art collector friends, they introduced me to exquisite pieces of Inuit and Pacific Northwest art at various galleries throughout the city. The icing on the cake came from our visit to the Museum of Anthropology at the University of British Columbia-a jewel in and of itself located on the western edge of the city right by the Pacific Ocean. The surrounding university town where I had lunch gave me a realistic sense of the locals' everyday living.

Bicycling, walking, and just strolling along many of Vancouver's waterfront paths is what the locals do in huge numbers. As we joined the locals in this wonderful pastime, we marveled at Vancouver's beauty under the glimmering late or morning sunlight. So many gorgeous vistas from every angle, so many outdoor cafes luring people in for an "al fresco" gourmet experience. We had our first taste of a delicious Canadian honey brown lager at one of these inviting settings.

Just after a couple of days in Vancouver, my camera did not allow me to access some of the SCENE settings and I was forced to shoot in AUTO or MANUAL mode only. Re-setting all my options did not help either. Also, as many travelers have experienced, carrying a camera and lenses all day can be bothersome so I left the zoom lens behind from the fourth day on. With just the 18-55 mm with me, I had to embrace taking wide-angle shots even though I prefer closing in on subjects. And to top it off, I had my first experience ever of forgetting my camera at a public place. Talk about being burdened by too much weight!!! The nice waitress whom I had tipped generously for her excellent service ran after me with the camera as I walked toward the bus stop.

On one of my exploratory walks through various neighborhoods, I visited the village that was built for the 2010 Summer Olympics that were then sold to residents as condominiums. Again I was struck by the super city planning that so beautifully incorporates the built environment with open spaces. It was sad to say bye to Vancouver, I was not ready to end this wonderful







Here is how we feel about this summer. How are you doing? Jim and Shirley:



[Jim & Shirley's BlogSpot](#)



It's Dues Time Again.

Submitted By Judy Hooper



It's that time of the year again. DUES are due. We are starting a new year this month and if you want to be a part of it all bring your dues to the meeting on Sept. 17th, or you can send them to the; Placer Camera Club, PO Box 4990, Auburn CA 95604. \$25 for one or, \$40 for a family of 2. Hope to see you all soon.

Judy



Auburn Fair Photo Competition Winners

Submitted By Judy Hooper

Jim White

Animal- Color 1st, and **BEST of SHOW**. [Congratulations Jim](#) •See Jim's winning photo on next page.

Jerry Berry

B&W Landscape 1st, Still Life B&W, Portrait color HM

Mike Schemacher

Animal- color 2nd, Altered 3rd, Still life B&W HM, and 2nd.

Karen Wyatt

Animal Color HM

Ardath Winterowd

Landscape Color 2nd

Jack Bachelder

Landscape Color 3rd & HM, Portrait B&W HM

Shirley White

Still life Color HM

Jim Bennet

Series 1st

Judy Hooper

Landscape B&W 3rd, Animal B&W 1st



Jim White takes Best of Show
at the Auburn Fair this year.

Jim Cormier requested the
Winning Photo from Jim White




Bread soaked in whipped eggs, toasted and folded into a boat like shape and filled with fresh fruit compote with house made whipped cream. Wow! I love it. It is 0800, Shirley's birthday and we are on a photo adventure. First we fuel up at the Tower Restaurant which used to be famous for a drugstore that sold records. I can't help but to look nervously over to my right where 70 years ago were about 6 card tables where a kid by the name of Russ Solomon sold vinyl records in his Dad's drug store. That is where I bought all my Dinah Shore records. We could buy records from a department store down town, but this was in our neighborhood and sold by one of us. Wow....spooky to remember. Russ's big gamble really paid off.

We try to get to Russ's err... the Tower Restaurant by 0800 have breakfast and drive down Land Park Drive to the Zoo and get there by 0900, when the zoo opens. We are after the big cats and they become active about that time. This trip (Sept.5) every cat in the zoo came out, stretched and yawned right in front of us. No packs of school kids to deal with and since it was a Thursday, it was "bone day". Yep, plan your trip to go on a Thursday and even the very young Snow Leopard will chew and play with his bone right in front of you. Fall and winter are great times to go to the zoo too, since some days you will have it all to yourselves.

Equipment notes: take the fastest zoom you have...hopefully at least up to a 200mm. We shot steady for about two hours and I shot most of my exposures at f2.8. They have planted bamboo everywhere and most of the cages are very dark. I used the pop-up flash many times. It is almost like shooting in a jungle. Pray for your animal to walk around and stop in a sun-beam for you. Even the Orange Panda did it for us. You think it was luck? You bet!!

We left the zoo by 11:00 and went down to Fat City, in old town, for lunch. I recommend Frank Fats on O Street as being the best. I do miss Posey's and when at Frank Fat's having Frank stop by our table for a chat. But then I miss Russ Solomon and my Dinah Shore records too.





PCC Members Websites


We are starting a list of Placer Camera Club member websites. I am gathering a list of member websites and will email the list out as soon as it is ready. When the list is complete we will link to member websites from the Placer Camera Club website. If you would like your website or blog to be included send the website to me at radioman@sebastiancorp.net If you can, put a link from your website to the Placer Camera Club website. This is what I have so far:

Jim Cormier	http://www.squareonegraphics.com/
Jim Bennett	http://www.youtube.com/user/lookydude
Bill Stenwick	http://bill-stenwick.smugmug.com/
Sande Parker	http://windsongphotographytoday.com
David Keyes	http://davekeyesphotography.com
Robbin Maloney	http://robbinmaloneyphotography.com
Mike Schumacher	http://morningstarimages.com
Truman Holtzclaw	http://www.abiphotos.com/
Walt Carnahan	http://www.sierrafoothillsaudubon.com/
Ardath Winterowd	http://flic.kr/s/aHsjyv86dM
Ron Parker	http://www.photographybyronparker.com/
Rod Bonser	http://tinyurl.com/rods-photo-sets
Sue Barthelow	http://www.suebarthelow.com/ http://www.suebarthelowimages.com/
Tony & Kristi Middleton	http://tony-and-kristi-middleton.artistwebsites.com/
Barry Walton	http://www.barrywaltonphoto.com/
Carol Smith	http://infocusdaily.com/
Steve Aldridge	http://www.stevealdridgephoto.com/



From Your Editor.

Hi Placer Camera Club Members



I appreciate all the positive feedback that I have been receiving for my work on the Placer Camera Club Newsletter. It is a pleasure for me to do the Newsletter each month for the members. If you have any suggestions on how I might improve the monthly Newsletters drop me an e-mail.

Whenever you and other members go on a photo shoot please feel free to send in a couple of yours to share with the membership.

I am curious how many members view the PCC Newsletter on their computer screens and how many members actually print out the PCC Newsletter to read it? Drop me an [e-mail](mailto:editor@pcc.org) and let me know.

Jim Cormier
Your PCC Newsletter Editor.



Sew on Placer Camera Club Logo Patches

If you haven't purchased your very own **Placer Camera Club Patches** they are still available for just **\$5.00** each. You can call **Jim Cormier at 916-409-5237** or send him a check made out to Square One Graphics and he will mail your patches out to you. The patches are a great way of identifying where you are from when you are out in public on a shoot.

Get yours today while they last. Only 10 left.

I did some checking on 8-inch patches for the back of a jacket.
The costs are: 5 pieces \$33.25 each OR 10 pieces \$21.35 each.
Is anyone interested? Call or e-mail me.

Board Members

President	Mike Schumacher
1st Vice Pres.	Richard Myren
2nd Vice Pres.	Tony Middleton
Secretary	Dick Bosworth & Liz Staats
Treasurer	Judy Hooper

Committees

Webpage & Publicity

Sue Barthelow

Education Committee

Tony Middleton

Arthur Bell

Equipment

Judy Hooper

Richard Myren

Judge Selection

Bruce Gregory

Mike Schumacher

Image Evaluation Data

Judy Hooper

Tony Middleton

Placer Color Newsletter Editor

Jim Cormier

Annual Awards

Debbie Cabrera

Refreshment Coordinator

Kristi Middleton

Greeters & Badges

Jim Bennett

Visit our website

www.placercameraclub.org

Placer Color Newsletter Editor

Jim Cormier

916-409-5237

jim@squareonegraphics.com

We have a great selection of
Tutorials on our website...

Huey Monitor Calibration

The club has a Huey Monitor Calibration System
for use by the members.

TO CHECK IT OUT

Contact Judy Hooper • 530-888-8308

Members who contributed articles
and photographs for this months
newsletter.

Mike Schumacher

Bruce Gregory

Barry Walton

Jim Bennett

Jim & Shirley White

Judy Hooper

Carmen Black

